

# Pressure

**CHARLOTTE**  
PIPE AND FOUNDRY COMPANY®

DIMENSIONAL CATALOG

**PVC Schedule 80 Pipe and  
Fittings**

**PVC Schedule 40 Pipe and  
Fittings**

**FlowGuard Gold® CPVC CTS  
Pipe and Fittings**

**ReUze® CPVC CTS Pipe**

[Updated February 20, 2014]

**You can't beat the system.®**

© 2001-2014 Charlotte Pipe and Foundry Company

# PRESSURE PIPE AND FITTINGS DIMENSIONAL CATALOG

## TABLE OF CONTENTS

|  | <b>Page</b> |
|--|-------------|
| Pipe Data - PVC Schedule 80, Plain End.....                      | 3           |
| Pipe Data - PVC Schedule 80, Belled End.....                     | 4           |
| Schedule 80 and Schedule 40 Tapered Socket<br>Dimensions .....   | 5           |
| American National Standard Taper Pipe Threads.....               | 5           |
| PVC Schedule 80 Fittings Dimensions and<br>Weights .....         | 6-24        |
| Pipe Data - PVC Schedule 40, Plain End.....                      | 25          |
| Pipe Data - PVC Schedule 40, Belled End.....                     | 26          |
| Pipe Data - PVC Well Casing and SDR Pipe.....                    | 27          |
| PVC Schedule 40 Fittings Dimensions and<br>Weights .....         | 28-45       |
| Pipe Data - FlowGuard® CPVC CTS SDR 11 .....                     | 46          |
| Pipe Data - ReUze® CPVC CTS SDR 11 .....                         | 47          |
| FlowGuard Gold® CPVC CTS Fitting Dimensions.....                 | 48          |
| FlowGuard Gold® CPVC CTS Fittings<br>Dimensions and Weights..... | 49-59       |
| Certification .....  | 60-61       |
| Limited Warranty.....  | 62          |
| FlowGuard Gold® Limited Warranty.....                            | 63          |

**You can't beat the system.®**

ReUze, Charlotte Pipe and "You can't beat the system" are registered trademarks of Charlotte Pipe and Foundry Company.

FlowGuard Gold is a registered trademark of Lubrizol Corporation.

# PVC Schedule 80 Pipe

## PVC Schedule 80 Pipe, Type 1, Grade 1 - Plain End



| PVC SCHEDULE 80 (GRAY) |              |                  | PLAIN END        |                  |                    | PVC 1120                                  |                           |
|------------------------|--------------|------------------|------------------|------------------|--------------------|---|---------------------------|
| PART NO.               | NOM. SIZE    | UPC #<br>611942- | QTY. PER<br>SKID | AVG. OD<br>(IN.) | MIN. WALL<br>(IN.) | MAX WORK<br>PRESSURE AT<br>23° C OR 73° F | WT. PER<br>100 FT. (LBS.) |
| PVC 10002              | 1/4" x 20'   | 04920            | 15140'           | 0.540            | .119               | 1130 PSI                                  | 10.0                      |
| PVC 10003              | 3/8" x 20'   | 04917            | 9360'            | 0.675            | .126               | 920 PSI                                   | 13.8                      |
| PVC 10005              | 1/2" x 20'   | 03968            | 6880'            | 0.840            | .147               | 850 PSI                                   | 20.3                      |
| PVC 10007              | 3/4" x 20'   | 03969            | 4200'            | 1.050            | .154               | 690 PSI                                   | 27.5                      |
| PVC 10010              | 1" x 20'     | 03970            | 3540'            | 1.315            | .179               | 630 PSI                                   | 40.5                      |
| PVC 10012              | 1 1/4" x 20' | 03973            | 4240'            | 1.660            | .191               | 520 PSI                                   | 55.9                      |
| PVC 10015              | 1 1/2" x 20' | 03976            | 3440'            | 1.900            | .200               | 470 PSI                                   | 67.7                      |
| PVC 10020              | 2" x 20'     | 03977            | 1980'            | 2.375            | .218               | 400 PSI                                   | 93.6                      |
| PVC 10025              | 2 1/2" x 20' | 03978            | 1360'            | 2.875            | .276               | 420 PSI                                   | 142.8                     |
| PVC 10030              | 3" x 20'     | 03979            | 960'             | 3.500            | .300               | 370 PSI                                   | 191.1                     |
| PVC 10040              | 4" x 20'     | 03980            | 1080'            | 4.500            | .337               | 320 PSI                                   | 279.3                     |
| PVC 10060              | 6" x 20'     | 03981            | 480'             | 6.625            | .432               | 280 PSI                                   | 532.7                     |
| PVC 10080              | 8" x 20'     | 04175            | 300'             | 8.625            | .500               | 250 PSI                                   | 808.9                     |
| PVC 10100              | 10" x 20'    | 04768            | 160'             | 10.750           | .593               | 230 PSI                                   | 1199.3                    |
| PVC 10120              | 12" x 20'    | 04770            | 120'             | 12.750           | .687               | 230 PSI                                   | 1650.1                    |
| PVC 10140              | 14" x 20'    | 04816            | 60'              | 14.000           | .750               | 220 PSI                                   | 1930.0                    |
| PVC 10160              | 16" x 20'    | 04919            | 60'              | 16.000           | .843               | 220 PSI                                   | 2544.1                    |

Note: Full pallets are polyethylene wrapped for cleanliness and UV protection.

NSF Listed. Meets All Requirements of ASTM D 1784 and ASTM D 1785.



## ! WARNING

Testing with or use of compressed air or gas in PVC / ABS / CPVC pipe or fittings can result in explosive failures and cause severe injury or death.

AIR/GAS



- NEVER test with or transport/store compressed air or gas in PVC / ABS / CPVC pipe or fittings.
- NEVER test PVC / ABS / CPVC pipe or fittings with compressed air or gas, or air over water boosters.
- ONLY use PVC / ABS / CPVC pipe or fittings for water or approved chemicals.
- Refer to warnings in PFAA User Bulletin 4-80 and ASTM D 1785.

# PVC Schedule 80 Pipe

PVC Schedule 80 Pipe, Type 1, Grade 1 - Belled End



| PVC SCHEDULE 80 (GRAY) |              |                  | BELLED-END       |                  |                    | PVC 1120                                  |                           |
|------------------------|--------------|------------------|------------------|------------------|--------------------|---|---------------------------|
| PART NO.               | NOM. SIZE    | UPC #<br>611942- | QTY. PER<br>SKID | AVG. OD<br>(IN.) | MIN. WALL<br>(IN.) | MAX WORK<br>PRESSURE AT<br>23° C OR 73° F | WT. PER<br>100 FT. (LBS.) |
| PVC 10005B             | 1/2" x 20'   | 04924            | 6880'            | 0.840            | .147               | 850 PSI                                   | 20.3                      |
| PVC 10007B             | 3/4" x 20'   | 04925            | 4200'            | 1.050            | .154               | 690 PSI                                   | 27.5                      |
| PVC 10010B             | 1" x 20'     | 04926            | 3540'            | 1.315            | .179               | 630 PSI                                   | 40.5                      |
| PVC 10012B             | 1 1/4" x 20' | 04927            | 4240'            | 1.660            | .191               | 520 PSI                                   | 55.9                      |
| PVC 10015B             | 1 1/2" x 20' | 04928            | 3440'            | 1.900            | .200               | 470 PSI                                   | 67.7                      |
| PVC 10020B             | 2" x 20'     | 04764            | 1980'            | 2.375            | .218               | 400 PSI                                   | 93.6                      |
| PVC 10025B             | 2 1/2" x 20' | 04875            | 1360'            | 2.875            | .276               | 420 PSI                                   | 142.8                     |
| PVC 10030B             | 3" x 20'     | 04776            | 960'             | 3.500            | .300               | 370 PSI                                   | 191.1                     |
| PVC 10040B             | 4" x 20'     | 04774            | 1080'            | 4.500            | .337               | 320 PSI                                   | 279.3                     |
| PVC 10060B             | 6" x 20'     | 04763            | 480'             | 6.625            | .432               | 280 PSI                                   | 532.7                     |
| PVC 10080B             | 8" x 20'     | 04766            | 300'             | 8.625            | .500               | 250 PSI                                   | 808.9                     |
| PVC 10100B             | 10" x 20'    | 04769            | 160'             | 10.750           | .593               | 230 PSI                                   | 1199.3                    |
| PVC 10120B             | 12" x 20'    | 04771            | 120'             | 12.750           | .687               | 230 PSI                                   | 1650.1                    |
| PVC 10140B             | 14" x 20'    | 04832            | 60'              | 14.000           | .750               | 220 PSI                                   | 1930.0                    |
| PVC 10160B             | 16" x 20'    | 09372            | 60'              | 16.000           | .843               | 220 PSI                                   | 2544.1                    |

Note: Full pallets are polyethylene wrapped for cleanliness and UV protection.

 NSF Listed. Meets All Requirements of  
 ASTM D 1784 and ASTM D 1785.


## WARNING

Testing with or use of compressed air or gas in PVC / ABS / CPVC pipe or fittings can result in explosive failures and cause severe injury or death.

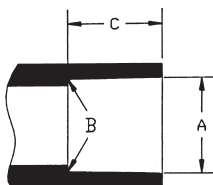
AIR / GAS

- NEVER test with or transport/store compressed air or gas in PVC / ABS / CPVC pipe or fittings.
- NEVER test PVC / ABS / CPVC pipe or fittings with compressed air or gas, or air over water boosters.
- ONLY use PVC / ABS / CPVC pipe or fittings for water or approved chemicals.
- Refer to warnings in PFAA User Bulletin 4-80 and ASTM D 1785.

# Schedule 80 Fittings

## Schedule 80 and Schedule 40 Tapered Socket Dimensions

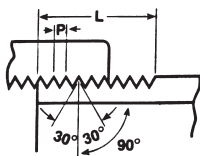
PVC SCHEDULE 80 - ASTM D 2467  
PVC SCHEDULE 40 - ASTM D 2466



| Nominal Size | Schedule 80 and Schedule 40 Socket Diameter |          |           | Schedule 80 Socket Length C (Minimum) | Schedule 40 Socket Length C (Minimum) |
|--------------|---|----------|-----------|---------------------------------------|---------------------------------------|
|              | Entrance A                                  | Bottom B | Tolerance |                                       |                                       |
| 1/2          | 0.848                                       | 0.836    | ±0.004    | 0.875                                 | 0.688                                 |
| 3/4          | 1.058                                       | 1.046    | ±0.004    | 1.000                                 | 0.719                                 |
| 1            | 1.325                                       | 1.310    | ±0.005    | 1.125                                 | 0.875                                 |
| 1 1/4        | 1.670                                       | 1.655    | ±0.005    | 1.250                                 | 0.938                                 |
| 1 1/2        | 1.912                                       | 1.894    | ±0.006    | 1.375                                 | 1.094                                 |
| 2            | 2.387                                       | 2.369    | ±0.006    | 1.500                                 | 1.156                                 |
| 2 1/2        | 2.889                                       | 2.868    | ±0.007    | 1.750                                 | 1.750                                 |
| 3            | 3.516                                       | 3.492    | ±0.008    | 1.875                                 | 1.875                                 |
| 4            | 4.518                                       | 4.491    | ±0.009    | 2.250                                 | 2.000                                 |
| 6            | 6.647                                       | 6.614    | ±0.011    | 3.000                                 | 3.000                                 |
| 8            | 8.655                                       | 8.610    | ±0.015    | 4.000                                 | 4.000                                 |
| 10           | 10.780                                      | 10.735   | ±0.015    | 5.000                                 | 5.000                                 |
| 12           | 12.780                                      | 12.735   | ±0.015    | 6.000                                 | 6.000                                 |

## American National Standard Taper Pipe Threads (NPT)

ANSI / ASME B1.20.1,  
ASTM D 2464, ASTM F 1498



| Nominal Size | Effective Thread Length (L) | Threads Per Inch | Pitch of Thread (P) |
|--------------|-----------------------------|------------------|---------------------|
| 1/2          | 0.5337                      | 14.0             | .07143              |
| 3/4          | 0.5457                      | 14.0             | .07143              |
| 1            | 0.6828                      | 11.5             | .08696              |
| 1 1/4        | 0.7068                      | 11.5             | .08696              |
| 1 1/2        | 0.7235                      | 11.5             | .08696              |
| 2            | 0.7565                      | 11.5             | .08696              |
| 2 1/2        | 1.1375                      | 8.0              | .12500              |
| 3            | 1.2000                      | 8.0              | .12500              |
| 4            | 1.3000                      | 8.0              | .12500              |

- S = SOCKET, SPG = SPIGOT, MPT = MALE PIPE THREAD, FPT = FEMALE PIPE THREAD
- ALL DIMENSIONS ARE IN INCHES.

## TOLERANCES

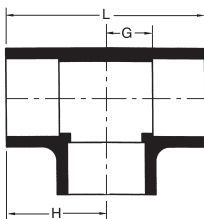
- S = (SOCKET LENGTH) MINIMUM
- G = (LAYING LENGTH) INTERSECTION OF CENTER LINES TO BOTTOM OF SOCKET/THREAD, 90° ELBOWS, TEES, CROSSES,  $\pm 1/32''$
- H = INTERSECTION OF CENTER LINES TO FACE OF FITTINGS; 90° ELBOWS, TEES, CROSSES,  $\pm 1/32''$
- J = (LAYING LENGTH) INTERSECTION OF CENTER LINES TO BOTTOM OF SOCKET/THREAD; 45° ELBOWS,  $\pm 1/32''$
- L = OVERALL LENGTH OF FITTINGS, (INCLUDING CAPS),  $\pm 1/16''$
- M = OUTSIDE DIAMETER OF SOCKET/THREAD HUB,  $\pm 1/16''$
- N = SOCKET/THREAD BOTTOM TO SOCKET/THREAD BOTTOM; COUPLINGS,  $\pm 1/16''$

- DIMENSIONS ARE SUBJECT TO CHANGE WITHOUT NOTIFICATION.

## Tee

SxSxS

PVC PART NO. 8400

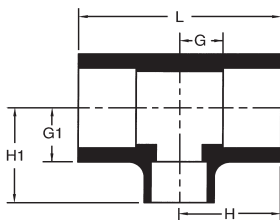


| Size  | Universal Part Number | L                                | H                               | G                               | Approx Wt. (Lbs.) |
|-------|-----------------------|----------------------------------|---------------------------------|---------------------------------|-------------------|
| 1/2   | 801-005               | 2 <sup>15</sup> / <sub>16</sub>  | 1 <sup>15</sup> / <sub>32</sub> | 1 <sup>9</sup> / <sub>32</sub>  | 0.11              |
| 3/4   | 801-007               | 3 <sup>7</sup> / <sub>16</sub>   | 1 <sup>23</sup> / <sub>32</sub> | 1 <sup>1</sup> / <sub>16</sub>  | 0.17              |
| 1     | 801-010               | 4                                | 2                               | 2 <sup>7</sup> / <sub>32</sub>  | 0.29              |
| 1 1/4 | 801-012               | 4 <sup>9</sup> / <sub>16</sub>   | 2 <sup>9</sup> / <sub>32</sub>  | 1                               | 0.42              |
| 1 1/2 | 801-015               | 4 <sup>7</sup> / <sub>8</sub>    | 2 <sup>7</sup> / <sub>16</sub>  | 1 <sup>1</sup> / <sub>32</sub>  | 0.51              |
| 2     | 801-020               | 5 <sup>3</sup> / <sub>4</sub>    | 2 <sup>7</sup> / <sub>8</sub>   | 1 <sup>5</sup> / <sub>16</sub>  | 0.84              |
| 2 1/2 | 801-025               | 6 <sup>15</sup> / <sub>16</sub>  | 3 <sup>15</sup> / <sub>32</sub> | 1 <sup>21</sup> / <sub>32</sub> | 1.49              |
| 3     | 801-030               | 7 <sup>1</sup> / <sub>2</sub>    | 3 <sup>3</sup> / <sub>4</sub>   | 1 <sup>27</sup> / <sub>32</sub> | 2.38              |
| 4     | 801-040               | 9 <sup>3</sup> / <sub>8</sub>    | 4 <sup>11</sup> / <sub>16</sub> | 2 <sup>7</sup> / <sub>16</sub>  | 3.76              |
| 6     | 801-060               | 14 <sup>1</sup> / <sub>8</sub>   | 7 <sup>1</sup> / <sub>16</sub>  | 4 <sup>1</sup> / <sub>32</sub>  | 10.75             |
| 8     | 801-080               | 17 <sup>19</sup> / <sub>32</sub> | 8 <sup>13</sup> / <sub>16</sub> | 4 <sup>3</sup> / <sub>4</sub>   | 20.13             |

**Reducing Tee**

S x S x S

PVC PART NO. 8400

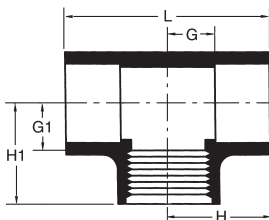


| Size                  | Universal Part Number | L                               | H                               | H1                              | G                               | G1                              | Apprx. Wt. (Lbs.) |
|-----------------------|-----------------------|---------------------------------|---------------------------------|---------------------------------|---------------------------------|---------------------------------|-------------------|
| 3/4 x 3/4 x 1/2       | 801-101               | 3 <sup>3</sup> / <sub>16</sub>  | 1 <sup>19</sup> / <sub>32</sub> | 1 <sup>21</sup> / <sub>32</sub> | 9 <sup>1</sup> / <sub>16</sub>  | 3 <sup>1</sup> / <sub>4</sub>   | 0.15              |
| 1 x 1 x 1/2           | 801-130               | 3 <sup>15</sup> / <sub>32</sub> | 1 <sup>3</sup> / <sub>4</sub>   | 1 <sup>19</sup> / <sub>32</sub> | 19 <sup>1</sup> / <sub>32</sub> | 1 <sup>1</sup> / <sub>16</sub>  | 0.23              |
| 1 x 1 x 3/4           | 801-131               | 3 <sup>21</sup> / <sub>32</sub> | 1 <sup>13</sup> / <sub>16</sub> | 1 <sup>27</sup> / <sub>32</sub> | 1 <sup>1</sup> / <sub>16</sub>  | 2 <sup>7</sup> / <sub>32</sub>  | 0.23              |
| 1 1/4 x 1 1/4 x 1     | 801-168               | 2 1/4                           | 2 1/8                           | 2 1/16                          | 7/8                             | 1 <sup>5</sup> / <sub>16</sub>  | 0.36              |
| 1 1/2 x 1 1/2 x 3/4   | 801-210               | 4 <sup>5</sup> / <sub>32</sub>  | 2 <sup>3</sup> / <sub>32</sub>  | 2 <sup>1</sup> / <sub>32</sub>  | 1 <sup>1</sup> / <sub>16</sub>  | 1                               | 0.36              |
| 1 1/2 x 1 1/2 x 1     | 801-211               | 4 1/2                           | 2 1/4                           | 2 <sup>9</sup> / <sub>32</sub>  | 7/8                             | 1 <sup>5</sup> / <sub>32</sub>  | 0.42              |
| 1 1/2 x 1 1/2 x 1 1/4 | 801-212               | 5 1/8                           | 2 <sup>5</sup> / <sub>8</sub>   | 2 <sup>5</sup> / <sub>16</sub>  | 1 <sup>3</sup> / <sub>16</sub>  | 1 <sup>1</sup> / <sub>32</sub>  | 0.51              |
| 2 x 2 x 1/2           | 801-247               | 4 <sup>5</sup> / <sub>32</sub>  | 2 <sup>3</sup> / <sub>32</sub>  | 2 <sup>5</sup> / <sub>32</sub>  | 9 <sup>1</sup> / <sub>16</sub>  | 1 1/4                           | 0.44              |
| 2 x 2 x 3/4           | 801-248               | 4 <sup>13</sup> / <sub>32</sub> | 2 <sup>7</sup> / <sub>32</sub>  | 2 <sup>9</sup> / <sub>32</sub>  | 1 <sup>1</sup> / <sub>16</sub>  | 1 1/4                           | 0.48              |
| 2 x 2 x 1             | 801-249               | 4 3/4                           | 2 3/8                           | 2 <sup>9</sup> / <sub>16</sub>  | 7/8                             | 1 <sup>13</sup> / <sub>32</sub> | 0.60              |
| 2 x 2 x 1 1/2         | 801-251               | 5 3/8                           | 2 <sup>11</sup> / <sub>16</sub> | 2 <sup>13</sup> / <sub>16</sub> | 1 <sup>3</sup> / <sub>16</sub>  | 1 <sup>13</sup> / <sub>32</sub> | 0.73              |
| 3 x 3 x 2             | 801-338               | 6 5/8                           | 3 <sup>5</sup> / <sub>16</sub>  | 3 <sup>11</sup> / <sub>32</sub> | 1 <sup>7</sup> / <sub>16</sub>  | 1 <sup>13</sup> / <sub>16</sub> | 1.62              |
| 4 x 4 x 2             | 801-420               | 7 <sup>9</sup> / <sub>16</sub>  | 3 <sup>25</sup> / <sub>32</sub> | 4 1/8                           | 1 1/2                           | 2 <sup>19</sup> / <sub>32</sub> | 2.77              |
| 4 x 4 x 3             | 801-422               | 8 5/8                           | 4 <sup>5</sup> / <sub>16</sub>  | 4 <sup>5</sup> / <sub>32</sub>  | 2 1/16                          | 2 <sup>19</sup> / <sub>32</sub> | 3.13              |
| 6 x 6 x 2             | 801-528               | 9 <sup>17</sup> / <sub>32</sub> | 4 <sup>25</sup> / <sub>32</sub> | 5 1/16                          | 1 3/4                           | 3 <sup>17</sup> / <sub>32</sub> | 6.16              |
| 6 x 6 x 4             | 801-532               | 11 1/2                          | 5 3/4                           | 6                               | 2 <sup>23</sup> / <sub>32</sub> | 3 <sup>23</sup> / <sub>32</sub> | 7.21              |
| 8 x 8 x 6             | 801-585               | 15 5/8                          | 7 <sup>13</sup> / <sub>16</sub> | 7 1/8                           | 3 3/4                           | 4 1/16                          | 15.29             |

**Tee**

S x S x FPT

PVC PART NO. 8401

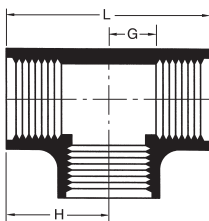


| Size | Universal Part Number | L                               | H                               | G                              | H1                              | G1                             | Apprx. Wt. (Lbs.) |
|------|-----------------------|---------------------------------|---------------------------------|--------------------------------|---------------------------------|--------------------------------|-------------------|
| 1/2  | 802-005               | 2 <sup>13</sup> / <sub>16</sub> | 1 <sup>13</sup> / <sub>32</sub> | 1 <sup>7</sup> / <sub>32</sub> | 1 <sup>11</sup> / <sub>32</sub> | 1 <sup>9</sup> / <sub>32</sub> | 0.15              |
| 3/4  | 802-007               | 3 <sup>3</sup> / <sub>16</sub>  | 1 <sup>21</sup> / <sub>32</sub> | 2 <sup>1</sup> / <sub>32</sub> | 1 <sup>17</sup> / <sub>32</sub> | 2 <sup>5</sup> / <sub>32</sub> | 0.22              |
| 1    | 802-010               | 3 <sup>11</sup> / <sub>16</sub> | 1 <sup>27</sup> / <sub>32</sub> | 2 <sup>3</sup> / <sub>32</sub> | 1 <sup>13</sup> / <sub>16</sub> | 1 <sup>3</sup> / <sub>16</sub> | 0.34              |

**Tee**

FPT x FPT x FPT

PVC PART NO. 8402




| Size  | Universal Part Number | L                               | H                               | G                               | Approx. Wt. (Lbs.) |
|-------|-----------------------|---------------------------------|---------------------------------|---------------------------------|--------------------|
| 1/2   | 805-005               | 2 <sup>5</sup> / <sub>8</sub>   | 1 <sup>5</sup> / <sub>16</sub>  | 1 <sup>7</sup> / <sub>32</sub>  | 0.14               |
| 3/4   | 805-007               | 2 <sup>15</sup> / <sub>16</sub> | 1 <sup>15</sup> / <sub>32</sub> | 2 <sup>1</sup> / <sub>32</sub>  | 0.19               |
| 1     | 805-010               | 3 <sup>7</sup> / <sub>16</sub>  | 1 <sup>23</sup> / <sub>32</sub> | 3/4                             | 0.34               |
| 1 1/4 | 805-012               | 3 <sup>7</sup> / <sub>8</sub>   | 1 <sup>15</sup> / <sub>16</sub> | 1 <sup>5</sup> / <sub>16</sub>  | 0.48               |
| 1 1/2 | 805-015               | 4 <sup>3</sup> / <sub>16</sub>  | 2 <sup>3</sup> / <sub>32</sub>  | 1 <sup>1</sup> / <sub>32</sub>  | 0.64               |
| 2     | 805-020               | 4 <sup>3</sup> / <sub>4</sub>   | 2 <sup>3</sup> / <sub>8</sub>   | 1 <sup>5</sup> / <sub>16</sub>  | 0.90               |
| 2 1/2 | 805-025               | 6 <sup>1</sup> / <sub>4</sub>   | 3 <sup>1</sup> / <sub>8</sub>   | 1 <sup>9</sup> / <sub>16</sub>  | 1.83               |
| 3     | 805-030               | 7 <sup>1</sup> / <sub>16</sub>  | 3 <sup>17</sup> / <sub>32</sub> | 1 <sup>29</sup> / <sub>32</sub> | 2.73               |
| 4     | 805-040               | 8 <sup>7</sup> / <sub>16</sub>  | 4 <sup>7</sup> / <sub>32</sub>  | 2 <sup>15</sup> / <sub>32</sub> | 4.49               |



**90 Degree Elbow**

S x S

PVC PART NO. 8300

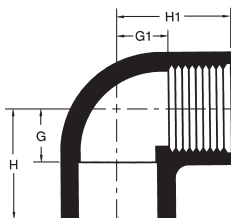


| Size  | Universal Part Number | H                               | G                               | Approx. Wt. (Lbs.) |
|-------|-----------------------|---------------------------------|---------------------------------|--------------------|
| 1/2   | 806-005               | 1 <sup>15</sup> / <sub>32</sub> | 1 <sup>9</sup> / <sub>32</sub>  | 0.08               |
| 3/4   | 806-007               | 1 <sup>11</sup> / <sub>16</sub> | 1 <sup>1</sup> / <sub>16</sub>  | 0.13               |
| 1     | 806-010               | 2                               | 2 <sup>7</sup> / <sub>32</sub>  | 0.19               |
| 1 1/4 | 806-012               | 2 <sup>9</sup> / <sub>32</sub>  | 1                               | 0.32               |
| 1 1/2 | 806-015               | 2 <sup>7</sup> / <sub>16</sub>  | 1 <sup>1</sup> / <sub>32</sub>  | 0.42               |
| 2     | 806-020               | 2 <sup>27</sup> / <sub>32</sub> | 1 <sup>5</sup> / <sub>16</sub>  | 0.63               |
| 2 1/2 | 806-025               | 3 <sup>7</sup> / <sub>16</sub>  | 1 <sup>21</sup> / <sub>32</sub> | 1.13               |
| 3     | 806-030               | 3 <sup>3</sup> / <sub>4</sub>   | 1 <sup>27</sup> / <sub>32</sub> | 1.60               |
| 4     | 806-040               | 4 <sup>11</sup> / <sub>16</sub> | 2 <sup>7</sup> / <sub>16</sub>  | 2.85               |
| 6     | 806-060               | 6 <sup>11</sup> / <sub>16</sub> | 3 <sup>11</sup> / <sub>16</sub> | 8.27               |
| 8     | 806-080               | 8 <sup>19</sup> / <sub>32</sub> | 4 <sup>19</sup> / <sub>32</sub> | 15.46              |

**90 Degree Elbow**

S x FPT

PVC PART NO. 8301

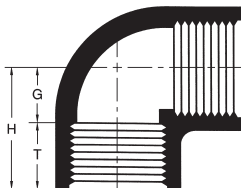


| Size  | Universal Part Number | H                               | G                              | H1                              | G1                             | Approx. Wt. (Lbs.) |
|-------|-----------------------|---------------------------------|--------------------------------|---------------------------------|--------------------------------|--------------------|
| 1/2   | 807-005               | 1 <sup>3</sup> / <sub>8</sub>   | 1/2                            | 1 <sup>13</sup> / <sub>32</sub> | 2 <sup>2</sup> / <sub>32</sub> | .138               |
| 3/4   | 807-007               | 1 <sup>21</sup> / <sub>32</sub> | 5/8                            | 1 <sup>5</sup> / <sub>8</sub>   | 1 <sup>3</sup> / <sub>16</sub> | .173               |
| 1     | 807-010               | 1 <sup>27</sup> / <sub>32</sub> | 2 <sup>3</sup> / <sub>32</sub> | 1 <sup>25</sup> / <sub>32</sub> | 2 <sup>7</sup> / <sub>32</sub> | .265               |
| 1 1/4 | 807-012               | 2 <sup>1</sup> / <sub>4</sub>   | 1 <sup>1</sup> / <sub>4</sub>  | 2                               | 1                              | .434               |
| 1 1/2 | 807-015               | 2 <sup>3</sup> / <sub>8</sub>   | 1                              | 2 <sup>1</sup> / <sub>8</sub>   | 1 <sup>1</sup> / <sub>16</sub> | .562               |
| 2     | 807-020               | 2 <sup>3</sup> / <sub>4</sub>   | 1 <sup>1</sup> / <sub>4</sub>  | 2 <sup>7</sup> / <sub>16</sub>  | 1 <sup>7</sup> / <sub>16</sub> | .802               |

### 90 Degree Elbow

FPT x FPT

PVC PART NO. 8302

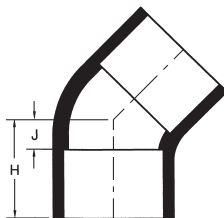


| Size  | Universal Part Number | T       | G       | H       | Approx. Wt. (Lbs.) |
|-------|-----------------------|---------|---------|---------|--------------------|
| 1/2   | 808-005               | 3/4     | 2 1/32  | 1 13/32 | 0.11               |
| 3/4   | 808-007               | 25/32   | 27/32   | 1 5/8   | 0.18               |
| 1     | 808-010               | 3 1/32  | 3/4     | 1 23/32 | 0.26               |
| 1 1/4 | 808-012               | 1       | 3 1/32  | 1 31/32 | 0.42               |
| 1 1/2 | 808-015               | 1 1/16  | 1 5/32  | 2 7/32  | 0.54               |
| 2     | 808-020               | 1 3/32  | 1 13/32 | 2 1/2   | 0.82               |
| 2 1/2 | 808-025               | 1 9/16  | 1 9/16  | 3 1/8   | 1.34               |
| 3     | 808-030               | 1 5/8   | 1 15/16 | 3 9/16  | 2.30               |
| 4     | 808-040               | 1 11/16 | 2 1/2   | 4 3/16  | 3.62               |

### 45 Degree Elbow

S x S

PVC PART NO. 8309

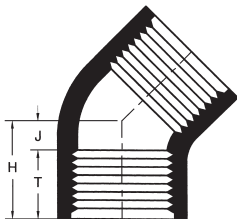


| Size  | Universal Part Number | H       | J      | Approx. Wt. (Lbs.) |
|-------|-----------------------|---------|--------|--------------------|
| 1/2   | 817-005               | 1 5/32  | 1/4    | 0.07               |
| 3/4   | 817-007               | 1 11/32 | 5/16   | 0.10               |
| 1     | 817-010               | 1 15/32 | 5/16   | 0.16               |
| 1 1/4 | 817-012               | 1 11/16 | 13/32  | 0.22               |
| 1 1/2 | 817-015               | 1 7/8   | 1/2    | 0.30               |
| 2     | 817-020               | 2 5/32  | 2 1/32 | 0.48               |
| 2 1/2 | 817-025               | 2 1/2   | 2 3/32 | 0.83               |
| 3     | 817-030               | 2 11/16 | 2 5/32 | 1.16               |
| 4     | 817-040               | 3 9/16  | 1 9/32 | 2.21               |
| 6     | 817-060               | 5       | 2      | 5.50               |
| 8     | 817-080               | 6 1/4   | 2 1/4  | 10.42              |

**45 Degree Elbow**

FPT x FPT

PVC PART NO. 8312

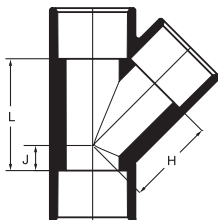


| Size  | Universal Part Number | H                               | J                               | T                               | Approx. Wt. (Lbs.) |
|-------|-----------------------|---------------------------------|---------------------------------|---------------------------------|--------------------|
| 1/2   | 819-005               | 1 <sup>1</sup> / <sub>32</sub>  | 9 <sup>9</sup> / <sub>32</sub>  | 3 <sup>3</sup> / <sub>4</sub>   | 0.07               |
| 3/4   | 819-007               | 1 <sup>1</sup> / <sub>8</sub>   | 1 <sup>1</sup> / <sub>32</sub>  | 2 <sup>25</sup> / <sub>32</sub> | 0.10               |
| 1     | 819-010               | 1 <sup>11</sup> / <sub>32</sub> | 3 <sup>3</sup> / <sub>8</sub>   | 3 <sup>31</sup> / <sub>32</sub> | 0.16               |
| 1 1/4 | 819-012               | 1 <sup>7</sup> / <sub>16</sub>  | 7 <sup>7</sup> / <sub>16</sub>  | 1                               | 0.23               |
| 1 1/2 | 819-015               | 1 <sup>9</sup> / <sub>16</sub>  | 1 <sup>7</sup> / <sub>32</sub>  | 1 <sup>1</sup> / <sub>32</sub>  | 0.31               |
| 2     | 819-020               | 1 <sup>3</sup> / <sub>4</sub>   | 2 <sup>23</sup> / <sub>32</sub> | 1 <sup>1</sup> / <sub>32</sub>  | 0.46               |
| 2 1/2 | 819-025               | 2 <sup>1</sup> / <sub>2</sub>   | 1 <sup>1</sup> / <sub>16</sub>  | 1 <sup>13</sup> / <sub>16</sub> | 1.10               |
| 3     | 819-030               | 2 <sup>3</sup> / <sub>4</sub>   | 7 <sup>7</sup> / <sub>8</sub>   | 1 <sup>7</sup> / <sub>8</sub>   | 1.74               |
| 4     | 819-040               | 3 <sup>1</sup> / <sub>4</sub>   | 1 <sup>1</sup> / <sub>8</sub>   | 2 <sup>1</sup> / <sub>8</sub>   | 3.03               |

**Wye**

S x S x S

PVC PART NO. 8600



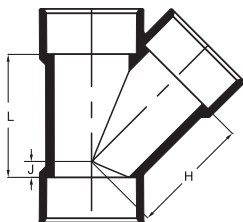
| Size   | Universal Part Number | L                               | J                              | H                               | Approx. Wt. (Lbs.) |
|--------|-----------------------|---------------------------------|--------------------------------|---------------------------------|--------------------|
| 1 1/2* | 875-015               | 3 <sup>1</sup> / <sub>16</sub>  | 1 <sup>1</sup> / <sub>16</sub> | 2 <sup>13</sup> / <sub>32</sub> | 0.65               |
| 2*     | 875-020               | 3 <sup>7</sup> / <sub>8</sub>   | 2 <sup>1</sup> / <sub>32</sub> | 3 <sup>7</sup> / <sub>32</sub>  | 1.06               |
| 3*     | 875-030               | 4 <sup>15</sup> / <sub>16</sub> | 1 <sup>1</sup> / <sub>16</sub> | 6 <sup>9</sup> / <sub>16</sub>  | 2.51               |

\*Maximum pressure rating is 250 psi at 73°F.

**Wye**

S x S x S

PVC PART NO. 8600



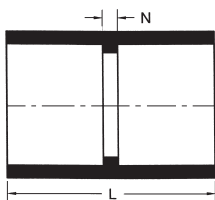
| Size | Universal Part Number | L                              | J                               | H                               | Approx. Wt. (Lbs) |
|------|-----------------------|--------------------------------|---------------------------------|---------------------------------|-------------------|
| 4**  | 875-040               | 6 <sup>3</sup> / <sub>16</sub> | 1 <sup>3</sup> / <sub>16</sub>  | 5 <sup>3</sup> / <sub>8</sub>   | 4.42              |
| 6**  | 875-060               | 9 <sup>3</sup> / <sub>8</sub>  | 1 <sup>13</sup> / <sub>32</sub> | 7 <sup>31</sup> / <sub>32</sub> | 11.95             |

\*\*Maximum pressure rating is 150 psi at 73°F.

**Coupling**

S x S

PVC PART NO. 8100

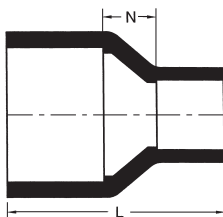


| Size  | Universal Part Number | L                               | N    | Approx. Wt. (Lbs.) |
|-------|-----------------------|---------------------------------|------|--------------------|
| 1/2   | 829-005               | 1 <sup>15</sup> / <sub>16</sub> | 1/8  | 0.05               |
| 3/4   | 829-007               | 2 <sup>3</sup> / <sub>16</sub>  | 1/8  | 0.08               |
| 1     | 829-010               | 2 <sup>7</sup> / <sub>16</sub>  | 1/8  | 0.12               |
| 1 1/4 | 829-012               | 2 <sup>11</sup> / <sub>16</sub> | 1/8  | 0.17               |
| 1 1/2 | 829-015               | 2 <sup>15</sup> / <sub>16</sub> | 1/8  | 0.23               |
| 2     | 829-020               | 3 <sup>3</sup> / <sub>16</sub>  | 1/8  | 0.33               |
| 2 1/2 | 829-025               | 3 <sup>3</sup> / <sub>4</sub>   | 3/16 | 0.57               |
| 3     | 829-030               | 4                               | 3/16 | 0.84               |
| 4     | 829-040               | 4 <sup>3</sup> / <sub>4</sub>   | 3/16 | 1.35               |
| 6     | 829-060               | 6 <sup>9</sup> / <sub>32</sub>  | 1/4  | 3.46               |
| 8     | 829-080               | 8 <sup>1</sup> / <sub>4</sub>   | 1/4  | 6.61               |

**Reducer Coupling**

S x S

PVC PART NO. 8100

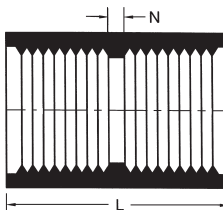


| Size                               | Universal Part Number | L                | N               | Approx. Wt. (Lbs.) |
|------------------------------------|-----------------------|------------------|-----------------|--------------------|
| $\frac{3}{4} \times \frac{1}{2}$   | 829-101               | $2\frac{3}{16}$  | $\frac{1}{4}$   | 0.07               |
| $1 \times \frac{1}{2}$             | 829-130               | $2\frac{3}{8}$   | $\frac{5}{16}$  | 0.11               |
| $1 \times \frac{3}{4}$             | 829-131               | $2\frac{7}{16}$  | $\frac{1}{4}$   | 0.11               |
| $1\frac{1}{4} \times 1$            | 829-168               | $2\frac{3}{4}$   | $\frac{5}{16}$  | 0.17               |
| $1\frac{1}{2} \times 1$            | 829-211               | $2\frac{7}{8}$   | $\frac{5}{16}$  | 0.21               |
| $1\frac{1}{2} \times 1\frac{1}{4}$ | 829-212               | $2\frac{15}{16}$ | $\frac{1}{4}$   | 0.23               |
| $2 \times 1$                       | 829-249               | $3\frac{1}{2}$   | $\frac{3}{8}$   | 0.32               |
| $2 \times 1\frac{1}{2}$            | 829-251               | $3\frac{3}{16}$  | $\frac{7}{8}$   | 0.32               |
| $3 \times 2$                       | 829-338               | $4\frac{1}{8}$   | $\frac{3}{4}$   | 0.78               |
| $4 \times 2$                       | 829-420               | $5\frac{1}{8}$   | $1\frac{5}{16}$ | 1.32               |
| $4 \times 3$                       | 829-422               | $5\frac{1}{8}$   | $1\frac{5}{16}$ | 1.38               |
| $6 \times 4$                       | 829-532               | $6\frac{5}{8}$   | $1\frac{3}{8}$  | 3.08               |

**Coupling**

FPT x FPT

PVC PART NO. 8102

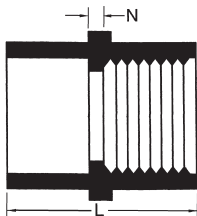


| Size           | Universal Part Number | L                | N              | Approx. Wt. (Lbs.) |
|----------------|-----------------------|------------------|----------------|--------------------|
| $\frac{1}{2}$  | 830-005               | $1\frac{5}{8}$   | $\frac{1}{8}$  | 0.08               |
| $\frac{3}{4}$  | 830-007               | $1\frac{11}{16}$ | $\frac{1}{8}$  | 0.09               |
| 1              | 830-010               | $2\frac{1}{16}$  | $\frac{1}{8}$  | 0.15               |
| $1\frac{1}{4}$ | 830-012               | $2\frac{3}{16}$  | $\frac{1}{8}$  | 0.23               |
| $1\frac{1}{2}$ | 830-015               | $2\frac{1}{4}$   | $\frac{3}{16}$ | 0.28               |
| 2              | 830-020               | $2\frac{5}{16}$  | $\frac{3}{16}$ | 0.36               |
| $2\frac{1}{2}$ | 830-025               | $3\frac{5}{16}$  | $\frac{3}{16}$ | 0.80               |
| 3              | 830-030               | $3\frac{1}{2}$   | $\frac{1}{8}$  | 1.09               |
| 4              | 830-040               | $3\frac{5}{8}$   | $\frac{1}{8}$  | 1.61               |

**Female Adapter**

S x FPT

PVC PART NO. 8101

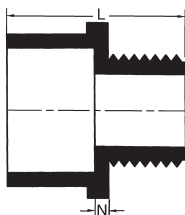


| Size  | Universal Part Number | L                               | N    | Approx. Wt. (Lbs.) |
|-------|-----------------------|---------------------------------|------|--------------------|
| 1/2   | 835-005               | 1 <sup>25</sup> / <sub>32</sub> | 3/32 | 0.07               |
| 3/4   | 835-007               | 1 <sup>15</sup> / <sub>16</sub> | 3/32 | 0.10               |
| 1     | 835-010               | 2 <sup>9</sup> / <sub>32</sub>  | 3/32 | 0.16               |
| 1 1/4 | 835-012               | 2 <sup>3</sup> / <sub>8</sub>   | 1/8  | 0.22               |
| 1 1/2 | 835-015               | 2 <sup>9</sup> / <sub>16</sub>  | 1/8  | 0.27               |
| 2     | 835-020               | 2 <sup>23</sup> / <sub>32</sub> | 3/32 | 0.39               |
| 2 1/2 | 835-025               | 3 <sup>19</sup> / <sub>32</sub> | 7/32 | 0.73               |
| 3     | 835-030               | 3 <sup>3</sup> / <sub>4</sub>   | 7/32 | 0.96               |
| 4     | 835-040               | 4 <sup>1</sup> / <sub>4</sub>   | 1/4  | 1.52               |

**Male Adapter**

S x MPT

PVC PART NO. 8109

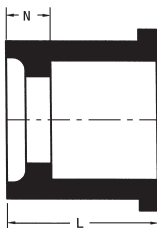


| Size  | Universal Part Number | L                               | N     | Approx. Wt. (Lbs.) |
|-------|-----------------------|---------------------------------|-------|--------------------|
| 1/2   | 836-005               | 1 <sup>13</sup> / <sub>16</sub> | 3/16  | 0.05               |
| 3/4   | 836-007               | 2 <sup>3</sup> / <sub>8</sub>   | 1/4   | 0.06               |
| 1     | 836-010               | 2                               | 3/16  | 0.10               |
| 1 1/4 | 836-012               | 2 1/2                           | 1/4   | 0.15               |
| 1 1/2 | 836-015               | 2 <sup>5</sup> / <sub>8</sub>   | 1/4   | 0.19               |
| 2     | 836-020               | 2 <sup>7</sup> / <sub>8</sub>   | 9/32  | 0.27               |
| 2 1/2 | 836-025               | 3 <sup>11</sup> / <sub>16</sub> | 11/32 | 0.50               |
| 3     | 836-030               | 3 <sup>7</sup> / <sub>8</sub>   | 3/8   | 0.73               |
| 4     | 836-040               | 4 1/2                           | 7/16  | 1.40               |

**Reducer Bushing, Flush Style**

SPG x S

PVC PART NO. 8107

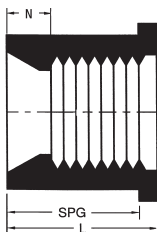


| Size                               | Universal Part Number | L                | N                | Approx. Wt. (Lbs.) |
|------------------------------------|-----------------------|------------------|------------------|--------------------|
| $\frac{3}{4} \times \frac{1}{2}$   | 837-101               | $1\frac{9}{32}$  | $1\frac{3}{32}$  | 0.02               |
| $1 \times \frac{1}{2}$             | 837-130               | $1\frac{13}{32}$ | $1\frac{7}{32}$  | 0.07               |
| $1 \times \frac{3}{4}$             | 837-131               | $1\frac{13}{32}$ | $1\frac{3}{32}$  | 0.04               |
| $1\frac{1}{4} \times \frac{1}{2}$  | 837-166               | $1\frac{1}{2}$   | $\frac{5}{8}$    | 0.11               |
| $1\frac{1}{4} \times \frac{3}{4}$  | 837-167               | $1\frac{1}{2}$   | $\frac{1}{2}$    | 0.11               |
| $1\frac{1}{4} \times 1$            | 837-168               | $1\frac{19}{32}$ | $1\frac{5}{32}$  | 0.08               |
| $1\frac{1}{2} \times \frac{1}{2}$  | 837-209               | $1\frac{23}{32}$ | $2\frac{7}{32}$  | 0.15               |
| $1\frac{1}{2} \times \frac{3}{4}$  | 837-210               | $1\frac{23}{32}$ | $2\frac{3}{32}$  | 0.20               |
| $1\frac{1}{2} \times 1$            | 837-211               | $1\frac{23}{32}$ | $1\frac{9}{32}$  | 0.14               |
| $1\frac{1}{2} \times 1\frac{1}{4}$ | 837-212               | $1\frac{23}{32}$ | $1\frac{5}{32}$  | 0.08               |
| $2 \times \frac{1}{2}$             | 837-247               | $1\frac{7}{8}$   | 1                | 0.21               |
| $2 \times \frac{3}{4}$             | 837-248               | $1\frac{7}{8}$   | $\frac{7}{8}$    | 0.22               |
| $2 \times 1$                       | 837-249               | $1\frac{7}{8}$   | $\frac{3}{4}$    | 0.24               |
| $2 \times 1\frac{1}{4}$            | 837-250               | $1\frac{7}{8}$   | $\frac{5}{8}$    | 0.24               |
| $2 \times 1\frac{1}{2}$            | 837-251               | $1\frac{29}{32}$ | $1\frac{7}{32}$  | 0.17               |
| $2\frac{1}{2} \times 1$            | 837-289               | $2\frac{5}{32}$  | 1                | 0.46               |
| $2\frac{1}{2} \times 1\frac{1}{4}$ | 837-290               | $2\frac{5}{32}$  | $2\frac{9}{32}$  | 0.48               |
| $2\frac{1}{2} \times 1\frac{1}{2}$ | 837-291               | $2\frac{5}{32}$  | $2\frac{5}{32}$  | 0.39               |
| $2\frac{1}{2} \times 2$            | 837-292               | $2\frac{5}{32}$  | $2\frac{1}{32}$  | 0.28               |
| $3 \times 1$                       | 837-335               | $2\frac{1}{4}$   | $1\frac{1}{8}$   | 0.67               |
| $3 \times 1\frac{1}{4}$            | 837-336               | $2\frac{1}{4}$   | 1                | 0.66               |
| $3 \times 1\frac{1}{2}$            | 837-337               | $2\frac{1}{4}$   | $\frac{7}{8}$    | 0.64               |
| $3 \times 2$                       | 837-338               | $2\frac{1}{4}$   | $\frac{3}{4}$    | 0.59               |
| $3 \times 2\frac{1}{2}$            | 837-339               | $2\frac{1}{4}$   | $\frac{1}{2}$    | 0.42               |
| $4 \times 2$                       | 837-420               | $2\frac{25}{32}$ | $\frac{9}{32}$   | 1.10               |
| $4 \times 3$                       | 837-422               | $2\frac{25}{32}$ | $2\frac{9}{32}$  | 0.76               |
| $6 \times 3$                       | 837-530               | $3\frac{17}{32}$ | $1\frac{11}{32}$ | 2.60               |
| $6 \times 4$                       | 837-532               | $3\frac{17}{32}$ | $1\frac{9}{32}$  | 2.50               |
| $8 \times 6$                       | 837-585               | $4\frac{15}{16}$ | $1\frac{7}{8}$   | 5.52               |

**Reducer Bushing, Flush Style**

SPG x FPT

PVC PART NO. 8108



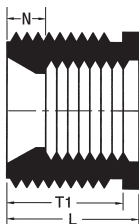
| Size                               | Universal Part Number | L                | SPG              | N                | Approx. Wt. (Lbs.) |
|------------------------------------|-----------------------|------------------|------------------|------------------|--------------------|
| $\frac{3}{4} \times \frac{1}{2}$   | 838-101               | $1\frac{1}{4}$   | $1\frac{1}{32}$  | $\frac{1}{2}$    | 0.03               |
| $1 \times \frac{1}{2}$             | 838-130               | $1\frac{7}{16}$  | $1\frac{5}{32}$  | $1\frac{1}{16}$  | 0.06               |
| $1 \times \frac{3}{4}$             | 838-131               | $1\frac{3}{8}$   | $1\frac{5}{32}$  | $1\frac{9}{32}$  | 0.04               |
| $1\frac{1}{4} \times 1$            | 838-168               | $1\frac{9}{16}$  | $1\frac{9}{32}$  | $\frac{9}{16}$   | 0.09               |
| $1\frac{1}{2} \times \frac{3}{4}$  | 838-210               | $1\frac{3}{4}$   | $1\frac{13}{32}$ | $1\frac{9}{32}$  | 0.16               |
| $1\frac{1}{2} \times 1$            | 838-211               | $1\frac{3}{4}$   | $1\frac{13}{32}$ | $1\frac{1}{32}$  | 0.15               |
| $1\frac{1}{2} \times 1\frac{1}{4}$ | 838-212               | $1\frac{21}{32}$ | $1\frac{13}{32}$ | $2\frac{1}{32}$  | 0.10               |
| $2 \times \frac{3}{4}$             | 838-248               | $1\frac{7}{8}$   | $1\frac{17}{32}$ | $1\frac{3}{32}$  | 0.23               |
| $2 \times 1$                       | 838-249               | $1\frac{7}{8}$   | $1\frac{17}{32}$ | $2\frac{7}{32}$  | 0.28               |
| $2 \times 1\frac{1}{4}$            | 838-250               | $1\frac{29}{32}$ | $1\frac{17}{32}$ | $1\frac{3}{32}$  | 0.24               |
| $2 \times 1\frac{1}{2}$            | 838-251               | $1\frac{29}{32}$ | $1\frac{17}{32}$ | $\frac{7}{8}$    | 0.19               |
| $2\frac{1}{2} \times 1\frac{1}{2}$ | 838-291               | $2\frac{3}{16}$  | $1\frac{25}{32}$ | $1\frac{5}{32}$  | 0.43               |
| $2\frac{1}{2} \times 2$            | 838-292               | $2\frac{3}{16}$  | $1\frac{25}{32}$ | $1\frac{5}{32}$  | 0.31               |
| $3 \times 2$                       | 838-338               | $2\frac{9}{32}$  | $1\frac{29}{32}$ | $1\frac{7}{32}$  | 0.64               |
| $3 \times 2\frac{1}{2}$            | 838-339               | $2\frac{9}{32}$  | $1\frac{29}{32}$ | $2\frac{7}{32}$  | 0.49               |
| $4 \times 2$                       | 838-420               | $2\frac{11}{16}$ | $2\frac{5}{16}$  | $1\frac{11}{16}$ | 1.11               |
| $4 \times 3$                       | 838-422               | $2\frac{11}{16}$ | $2\frac{5}{16}$  | $1\frac{11}{16}$ | 0.86               |



**Reducer Bushing, Flush Style**

MPT x FPT

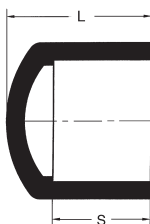
PVC PART NO. 8200



| Size                               | Universal Part Number | L                | N               | T1              | Approx. Wt. (Lbs.) |
|------------------------------------|-----------------------|------------------|-----------------|-----------------|--------------------|
| $\frac{3}{4} \times \frac{1}{2}$   | 839-101               | 1                | $\frac{9}{32}$  | $\frac{3}{4}$   | 0.02               |
| $1 \times \frac{1}{2}$             | 839-130               | $1\frac{1}{4}$   | $\frac{17}{32}$ | $\frac{3}{4}$   | 0.05               |
| $1 \times \frac{3}{4}$             | 839-131               | $1\frac{1}{4}$   | $\frac{9}{32}$  | $\frac{3}{4}$   | 0.04               |
| $1\frac{1}{4} \times 1$            | 839-168               | $1\frac{5}{16}$  | $\frac{5}{16}$  | 1               | 0.06               |
| $1\frac{1}{2} \times 1$            | 839-211               | $1\frac{3}{8}$   | $\frac{5}{16}$  | 1               | 0.11               |
| $1\frac{1}{2} \times 1\frac{1}{4}$ | 839-212               | $1\frac{3}{8}$   | $\frac{5}{16}$  | 1               | 0.07               |
| $2 \times 1$                       | 839-249               | $1\frac{7}{16}$  | $\frac{5}{16}$  | 1               | 0.19               |
| $2 \times 1\frac{1}{2}$            | 839-251               | $1\frac{7}{16}$  | $\frac{5}{16}$  | 1               | 0.13               |
| $2\frac{1}{2} \times 2$            | 839-292               | $1\frac{15}{16}$ | $\frac{3}{8}$   | 1               | 0.24               |
| $3 \times 2$                       | 839-338               | 2                | $\frac{3}{8}$   | 1               | 0.51               |
| $3 \times 2\frac{1}{2}$            | 839-339               | 2                | $\frac{7}{16}$  | $1\frac{5}{8}$  | 0.38               |
| $4 \times 2$                       | 839-420               | $2\frac{11}{16}$ | $\frac{3}{8}$   | $2\frac{5}{16}$ | 0.99               |

**Cap**  
**S**

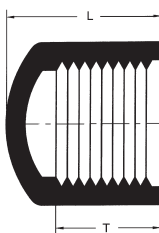
PVC PART NO. 8116



| Size  | Universal Part Number | S     | L        | Approx. Wt. (Lbs.) |
|-------|-----------------------|-------|----------|--------------------|
| 1/2   | 847-005               | 7/8   | 1 3/8    | 0.04               |
| 3/4   | 847-007               | 1     | 1 15/32  | 0.06               |
| 1     | 847-010               | 1 1/8 | 1 5/8    | 0.09               |
| 1 1/4 | 847-012               | 1 1/4 | 1 13/16  | 0.15               |
| 1 1/2 | 847-015               | 1 3/8 | 2        | 0.18               |
| 2     | 847-020               | 1 1/2 | 2 5/32   | 0.28               |
| 2 1/2 | 847-025               | 1 3/4 | 2 19/32  | 0.51               |
| 3     | 847-030               | 1 7/8 | 2 13/16  | 0.72               |
| 4     | 847-040               | 2 1/4 | 3 5/16   | 1.20               |
| 6     | 847-060               | 3     | 4 1 1/16 | 3.10               |
| 8     | 847-080               | 4     | 6 7/16   | 6.11               |

**Cap**  
**FPT**

PVC PART NO. 8117



| Size  | Universal Part Number | T      | L       | Approx. Wt. (Lbs.) |
|-------|-----------------------|--------|---------|--------------------|
| 1/2   | 848-005               | 3/4    | 1 1/32  | 0.05               |
| 3/4   | 848-007               | 7/8    | 1 7/32  | 0.06               |
| 1     | 848-010               | 1      | 1 3/8   | 0.11               |
| 1 1/4 | 848-012               | 1      | 1 17/32 | 0.15               |
| 1 1/2 | 848-015               | 1 1/32 | 1 5/8   | 0.19               |
| 2     | 848-020               | 1 1/32 | 1 13/16 | 0.29               |
| 2 1/2 | 848-025               | 1 5/16 | 2 15/32 | 0.54               |
| 3     | 848-030               | 1 7/16 | 2 23/32 | 0.80               |
| 4     | 848-040               | 1 1/2  | 3       | 1.30               |

**Plug**  
MPT

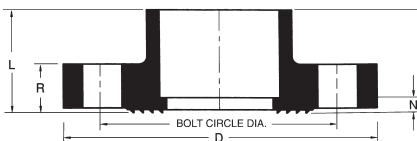
PVC PART NO. 8113



| Size                          | Universal Part Number | L                              | T                              | Approx. Wt. (Lbs.) |
|-------------------------------|-----------------------|--------------------------------|--------------------------------|--------------------|
| 1/2                           | 850-005               | 1 <sup>5</sup> / <sub>16</sub> | 3/4                            | 0.02               |
| 3/4                           | 850-007               | 1                              | 3/4                            | 0.03               |
| 1                             | 850-010               | 1 <sup>1</sup> / <sub>4</sub>  | 1                              | 0.05               |
| 1 <sup>1</sup> / <sub>4</sub> | 850-012               | 1 <sup>5</sup> / <sub>16</sub> | 1                              | 0.07               |
| 1 <sup>1</sup> / <sub>2</sub> | 850-015               | 1 <sup>5</sup> / <sub>16</sub> | 1                              | 0.10               |
| 2                             | 850-020               | 1 <sup>1</sup> / <sub>2</sub>  | 1 <sup>1</sup> / <sub>16</sub> | 0.18               |

**Flange, One Piece\*\***  
S

PVC PART NO. 8500



| Size                          | Universal Part Number | D                               | L                              | N    | R                              |
|-------------------------------|-----------------------|---------------------------------|--------------------------------|------|--------------------------------|
| 1/2                           | 851-005               | 3 <sup>1</sup> / <sub>2</sub>   | 1 <sup>1</sup> / <sub>8</sub>  | 7/32 | 9/16                           |
| 3/4                           | 851-007               | 3 <sup>7</sup> / <sub>8</sub>   | 1 <sup>3</sup> / <sub>16</sub> | 3/16 | 9/16                           |
| 1                             | 851-010               | 4 <sup>1</sup> / <sub>4</sub>   | 1 <sup>5</sup> / <sub>16</sub> | 3/16 | 5/8                            |
| 1 <sup>1</sup> / <sub>4</sub> | 851-012               | 4 <sup>19</sup> / <sub>32</sub> | 1 <sup>7</sup> / <sub>16</sub> | 3/16 | 1 <sup>1</sup> / <sub>16</sub> |

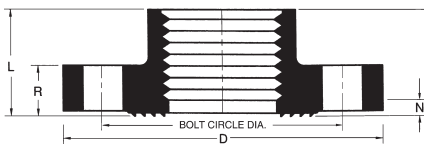
| Size                          | BOLT CIRCLE DIA.              | BOLT HOLE DIA. | NO. OF BOLT HOLES | BOLT DIA. | MIN. BOLT LENGTH*             | Approx. Wt. (Lbs.) |
|-------------------------------|-------------------------------|----------------|-------------------|-----------|-------------------------------|--------------------|
| 1/2                           | 2 <sup>3</sup> / <sub>8</sub> | 5/8            | 4                 | 1/2       | 2 <sup>1</sup> / <sub>4</sub> | 0.18               |
| 3/4                           | 2 <sup>3</sup> / <sub>4</sub> | 5/8            | 4                 | 1/2       | 2 <sup>1</sup> / <sub>4</sub> | 0.25               |
| 1                             | 3 <sup>1</sup> / <sub>8</sub> | 5/8            | 4                 | 1/2       | 2 <sup>1</sup> / <sub>4</sub> | 0.33               |
| 1 <sup>1</sup> / <sub>4</sub> | 3 <sup>1</sup> / <sub>2</sub> | 5/8            | 4                 | 1/2       | 2 <sup>1</sup> / <sub>2</sub> | 0.43               |

\* BOLT LENGTHS WERE CALCULATED USING TWO CHARLOTTE FLANGES. LENGTHS MAY VARY WHEN MATING WITH OTHER BRANDS OR ACCESSORIES.  
\*\* THE MAXIMUM WORKING PRESSURE IS 150 PSI AT 73°F.

**Flange, One Piece\*\***

FPT

PVC PART NO. 8560



| Size  | Universal Part Number | D       | L      | N    | R      |
|-------|-----------------------|---------|--------|------|--------|
| 1/2   | 852-005               | 3 1/2   | 1      | 1/4  | 9/16   |
| 3/4   | 852-007               | 3 7/8   | 1      | 3/16 | 19/32  |
| 1     | 852-010               | 4 1/4   | 1 1/8  | 1/8  | 2 1/32 |
| 1 1/4 | 852-012               | 4 19/32 | 1 7/32 | 7/32 | 23/32  |
| 1 1/2 | 852-015               | 5       | 1 1/4  | 1/4  | 13/16  |
| 2     | 852-020               | 6       | 1 3/4  | 3/8  | 13/16  |

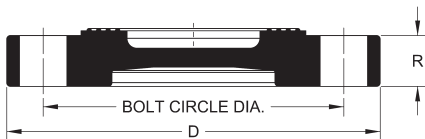
| Size  | BOLT CIRCLE DIA. | BOLT HOLE DIA. | NO. OF BOLT HOLES | BOLT DIA. | MIN. BOLT LENGTH* | Approx. Wt. (Lbs.) |
|-------|------------------|----------------|-------------------|-----------|-------------------|--------------------|
| 1/2   | 2 3/8            | 5/8            | 4                 | 1/2       | 2 1/4             | 0.19               |
| 3/4   | 2 3/4            | 5/8            | 4                 | 1/2       | 2 1/4             | 0.25               |
| 1     | 3 1/8            | 5/8            | 4                 | 1/2       | 2 1/4             | 0.33               |
| 1 1/4 | 3 1/2            | 5/8            | 4                 | 1/2       | 2 1/2             | 0.44               |
| 1 1/2 | 3 7/8            | 5/8            | 4                 | 1/2       | 2 1/2             | 0.57               |
| 2     | 4 3/4            | 3/4            | 4                 | 5/8       | 3                 | 0.92               |

\* BOLT LENGTHS WERE CALCULATED USING TWO CHARLOTTE FLANGES. LENGTHS MAY VARY WHEN MATING WITH OTHER BRANDS OR ACCESSORIES.

\*\* THE MAXIMUM WORKING PRESSURE IS 150 PSI AT 73°F.

**Blind Flange, One Piece\*\***

PVC PART NO. 8510



| Size | Universal Part Number | D                              | R                               | BOLT CIRCLE DIA.                 | BOLT HOLE DIA. | NO. OF BOLT HOLES | BOLT DIA. | MIN. BOLT LENGTH*             | Approx. Wt. (Lbs.) |
|------|-----------------------|--------------------------------|---------------------------------|----------------------------------|----------------|-------------------|-----------|-------------------------------|--------------------|
| 2    | 853-020               | 5 <sup>7</sup> / <sub>8</sub>  | 1 <sup>3</sup> / <sub>16</sub>  | 4 <sup>3</sup> / <sub>4</sub>    | 3/4            | 4                 | 5/8       | 3                             | 0.84               |
| 3    | 853-030               | 7 <sup>7</sup> / <sub>16</sub> | 2 <sup>9</sup> / <sub>32</sub>  | 6                                | 3/4            | 4                 | 5/8       | 3 <sup>3</sup> / <sub>4</sub> | 1.58               |
| 4    | 853-040               | 9 <sup>1</sup> / <sub>32</sub> | 1 <sup>1</sup> / <sub>16</sub>  | 7 1/2                            | 3/4            | 8                 | 5/8       | 3 1/2                         | 2.50               |
| 8    | 853-080               | 13 1/2                         | 1 <sup>15</sup> / <sub>32</sub> | 11 <sup>23</sup> / <sub>32</sub> | 15/16          | 8                 | 3/4       | 4 1/2                         | 7.83               |

\* BOLT LENGTHS WERE CALCULATED USING TWO CHARLOTTE FLANGES. LENGTHS MAY VARY WHEN MATING WITH OTHER BRANDS OR ACCESSORIES.

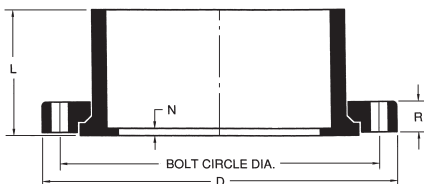
\*\* THE MAXIMUM WORKING PRESSURE IS 150 PSI AT 73°F.

S  
C  
H  
E  
D  
U  
L  
E  
  
8  
0  
  
F  
I  
T  
T  
I  
N  
G  
S

## Van Stone Flange\*\*

S

PVC PART NO. 8530



| Size | Universal Part Number | D                   | L                  | N    | R                  |
|------|-----------------------|---------------------|--------------------|------|--------------------|
| 1½   | 854-015               | 4 <sup>15/16</sup>  | 1 <sup>9/16</sup>  | 3/32 | 23/32              |
| 2    | 854-020               | 5 <sup>7/8</sup>    | 1 <sup>23/32</sup> | 3/32 | 13/16              |
| 2½   | 854-025               | 6 <sup>11/16</sup>  | 1 <sup>31/32</sup> | 1/8  | 29/32              |
| 3    | 854-030               | 7 <sup>7/16</sup>   | 2 <sup>1/8</sup>   | 1/8  | 29/32              |
| 4    | 854-040               | 9 <sup>1/32</sup>   | 2 <sup>5/8</sup>   | 1/8  | 1 <sup>1/16</sup>  |
| 6    | 854-060               | 10 <sup>31/32</sup> | 3 <sup>7/32</sup>  | 1/8  | 1 <sup>7/32</sup>  |
| 8    | 854-080               | 13 <sup>11/32</sup> | 4 <sup>5/16</sup>  | 3/16 | 1½                 |
| 10   | 854-100               | 16                  | 5 <sup>11/16</sup> | 5/8  | 1 <sup>11/16</sup> |
| 12   | 854-120               | 19                  | 7 <sup>5/16</sup>  | 9/16 | 1 <sup>11/16</sup> |

| Size | BOLT CIRCLE DIA.  | BOLT HOLE DIA. | NO. OF BOLT HOLES | BOLT DIA. | MIN. BOLT LENGTH* | Approx. Wt. (Lbs.) |
|------|-------------------|----------------|-------------------|-----------|-------------------|--------------------|
| 1½   | 3 <sup>7/8</sup>  | 5/8            | 4                 | 1/2       | 2½                | 0.54               |
| 2    | 4 <sup>3/4</sup>  | 3/4            | 4                 | 5/8       | 3                 | 0.84               |
| 2½   | 5½                | 3/4            | 4                 | 5/8       | 3¼                | 1.27               |
| 3    | 6 <sup>5/8</sup>  | 3/4            | 4                 | 5/8       | 3¼                | 1.55               |
| 4    | 7½                | 3/4            | 8                 | 5/8       | 3½                | 2.71               |
| 6    | 9½                | 31/32          | 8                 | 3/4       | 4                 | 3.88               |
| 8    | 11 <sup>3/4</sup> | 29/32          | 8                 | 3/4       | 4½                | 7.21               |
| 10   | 14¼               | 1              | 12                | 7/8       | 5                 | 12.59              |
| 12   | 17                | 1              | 12                | 7/8       | 5                 | 20.74              |

\* BOLT LENGTHS WERE CALCULATED USING TWO CHARLOTTE FLANGES.  
 LENGTHS MAY VARY WHEN MATING WITH OTHER BRANDS OR ACCESSORIES.

\*\* THE MAXIMUM WORKING PRESSURE IS 150 PSI AT 73°F.

**Union, with Viton® O-Ring Seal\***

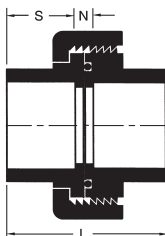
S

PVC PART NO. 8700

**Union, with EPDM O-Ring Seal\***

S

PVC PART NO. 8710



| Size                          | Universal Part Number  |                       | L                               | N                              | S                               | Approx. Wt. (Lbs.) |
|-------------------------------|------------------------|-----------------------|---------------------------------|--------------------------------|---------------------------------|--------------------|
|                               | with Viton O-Ring Seal | with EPDM O-Ring Seal |                                 |                                |                                 |                    |
| 1/2                           | 857-005                | 897-005               | 2 <sup>1</sup> / <sub>8</sub>   | 5 <sup>1</sup> / <sub>16</sub> | 29 <sup>3</sup> / <sub>32</sub> | 0.18               |
| 3/4                           | 857-007                | 897-007               | 2 <sup>7</sup> / <sub>16</sub>  | 7 <sup>1</sup> / <sub>16</sub> | 1                               | 0.26               |
| 1                             | 857-010                | 897-010               | 2 <sup>5</sup> / <sub>8</sub>   | 3 <sup>3</sup> / <sub>8</sub>  | 1 <sup>1</sup> / <sub>8</sub>   | 0.36               |
| 1 <sup>1</sup> / <sub>4</sub> | 857-012                | 897-012               | 2 <sup>15</sup> / <sub>16</sub> | 7 <sup>1</sup> / <sub>16</sub> | 1 <sup>1</sup> / <sub>4</sub>   | 0.52               |
| 1 <sup>1</sup> / <sub>2</sub> | 857-015                | 897-015               | 3 <sup>3</sup> / <sub>16</sub>  | 7 <sup>1</sup> / <sub>16</sub> | 1 <sup>3</sup> / <sub>8</sub>   | 0.57               |
| 2                             | 857-020                | 897-020               | 3 <sup>2</sup> / <sub>16</sub>  | 2 <sup>1</sup> / <sub>32</sub> | 1 <sup>1</sup> / <sub>2</sub>   | 0.90               |
| 3                             | 857-030                | 897-030               | 5 <sup>1</sup> / <sub>8</sub>   | 1 <sup>5</sup> / <sub>16</sub> | 1 <sup>29</sup> / <sub>32</sub> | 2.22               |

\* THE MAXIMUM WORKING PRESSURE IS 235 PSI AT 73°F.

**Union, with Viton® O-Ring Seal\***

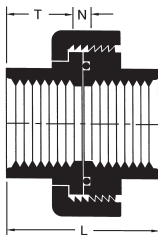
FPT

PVC PART NO. 8800

**Union, with EPDM O-Ring Seal\***

FPT

PVC PART NO. 8810



| Size                          | Universal Part Number  |                       | L                               | N                              | T                               | Approx. Wt. (Lbs.) |
|-------------------------------|------------------------|-----------------------|---------------------------------|--------------------------------|---------------------------------|--------------------|
|                               | with Viton O-Ring Seal | with EPDM O-Ring Seal |                                 |                                |                                 |                    |
| 1/2                           | 858-005                | 898-005               | 2 <sup>3</sup> / <sub>16</sub>  | 1/2                            | 1 <sup>5</sup> / <sub>16</sub>  | 0.19               |
| 3/4                           | 858-007                | 898-007               | 2 <sup>13</sup> / <sub>32</sub> | 9 <sup>1</sup> / <sub>16</sub> | 1 <sup>3</sup> / <sub>32</sub>  | 0.27               |
| 1                             | 858-010                | 898-010               | 2 <sup>5</sup> / <sub>8</sub>   | 9 <sup>1</sup> / <sub>16</sub> | 1 <sup>3</sup> / <sub>32</sub>  | 0.40               |
| 1 <sup>1</sup> / <sub>4</sub> | 858-012                | 898-012               | 2 <sup>31</sup> / <sub>32</sub> | 2 <sup>3</sup> / <sub>32</sub> | 1 <sup>1</sup> / <sub>4</sub>   | 0.58               |
| 1 <sup>1</sup> / <sub>2</sub> | 858-015                | 898-015               | 3 <sup>1</sup> / <sub>8</sub>   | 2 <sup>3</sup> / <sub>32</sub> | 1 <sup>11</sup> / <sub>32</sub> | 0.67               |
| 2**                           | 858-020                | 898-020               | 3 <sup>5</sup> / <sub>8</sub>   | 2 <sup>7</sup> / <sub>32</sub> | 1 <sup>19</sup> / <sub>32</sub> | 1.03               |
| 3†                            | 858-030                | 898-030               | 5 <sup>1</sup> / <sub>8</sub>   | 1 <sup>3</sup> / <sub>4</sub>  | 1 <sup>11</sup> / <sub>16</sub> | 2.49               |

\* THE MAXIMUM WORKING PRESSURE IS 235 PSI AT 73°F.

\*\* THE MAXIMUM WORKING PRESSURE IS 200 PSI AT 73°F.

† THE MAXIMUM WORKING PRESSURE IS 185 PSI AT 73°F.

**Union, with Viton® O-Ring Seal\***

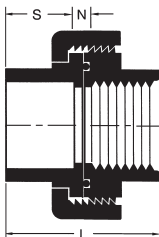
S x FPT

PVC PART NO. 8820

**Union, with EPDM O-Ring Seal\***

S x FPT

PVC PART NO. 8830



| Size  | Universal Part Number  |                       | L                               | N                              | S                               | Approx. Wt. (Lbs.) |
|-------|------------------------|-----------------------|---------------------------------|--------------------------------|---------------------------------|--------------------|
|       | with Viton O-Ring Seal | with EPDM O-Ring Seal |                                 |                                |                                 |                    |
| 1/2   | 859-005                | 899-005               | 2 <sup>1</sup> / <sub>8</sub>   | 5/16                           | 1 <sup>5</sup> / <sub>16</sub>  | 0.18               |
| 3/4   | 859-007                | 899-007               | 2 <sup>7</sup> / <sub>16</sub>  | 7/16                           | 1 <sup>3</sup> / <sub>32</sub>  | 0.27               |
| 1     | 859-010                | 899-010               | 2 <sup>5</sup> / <sub>8</sub>   | 3/8                            | 1 <sup>3</sup> / <sub>32</sub>  | 0.37               |
| 1 1/4 | 859-012                | 899-012               | 2 <sup>15</sup> / <sub>16</sub> | 7/16                           | 1 1/4                           | 0.52               |
| 1 1/2 | 859-015                | 899-015               | 3 <sup>3</sup> / <sub>16</sub>  | 7/16                           | 1 <sup>11</sup> / <sub>32</sub> | 0.62               |
| 2**   | 859-020                | 899-020               | 3 <sup>21</sup> / <sub>32</sub> | 2 <sup>1</sup> / <sub>32</sub> | 1 <sup>19</sup> / <sub>32</sub> | 0.98               |
| 3†    | 859-030                | 899-030               | 5 1/8                           | 1 <sup>5</sup> / <sub>16</sub> | 1 <sup>11</sup> / <sub>16</sub> | 2.46               |

\* THE MAXIMUM WORKING PRESSURE IS 235 PSI AT 73°F.

\*\* THE MAXIMUM WORKING PRESSURE IS 200 PSI AT 73°F.

† THE MAXIMUM WORKING PRESSURE IS 185 PSI AT 73°F.



# PVC Schedule 40 Pipe



## PVC Schedule 40 Pipe - Plain End

| PVC SCHEDULE 40 (WHITE) |              | PLAIN END        |                  | PVC 1120           | ASTM D 1785                               |                           |
|-------------------------|--------------|------------------|------------------|--------------------|---|---------------------------|
| PART NO.                | NOM. SIZE    | UPC #<br>611942- | AVG. OD<br>(IN.) | MIN. WALL<br>(IN.) | MAX WORK<br>PRESSURE<br>AT 23° C OR 73° F | WT. PER<br>100 FT. (LBS.) |
| PVC 4005                | 1/2" x 10'   | 06658            | .840             | .109               | 600 PSI                                   | 15.9                      |
| PVC 4005                | 1/2" x 20'   | 03922            | .840             | .109               | 600 PSI                                   | 15.9                      |
| PVC 4007                | 3/4" x 10'   | 06661            | 1.050            | .113               | 480 PSI                                   | 21.1                      |
| PVC 4007                | 3/4" x 20'   | 03925            | 1.050            | .113               | 480 PSI                                   | 21.1                      |
| PVC 4010                | 1" x 10'     | 06664            | 1.315            | .133               | 450 PSI                                   | 31.3                      |
| PVC 4010                | 1" x 20'     | 03928            | 1.315            | .133               | 450 PSI                                   | 31.3                      |
| PVC 7100*               | 1 1/4" x 10' | 03945            | 1.660            | .140               | 370 PSI                                   | 42.4                      |
| PVC 7100*               | 1 1/4" x 20' | 03946            | 1.660            | .140               | 370 PSI                                   | 42.4                      |
| PVC 7112*               | 1 1/2" x 10' | 03947            | 1.900            | .145               | 330 PSI                                   | 50.7                      |
| PVC 7112*               | 1 1/2" x 20' | 03948            | 1.900            | .145               | 330 PSI                                   | 50.7                      |
| PVC 7200*               | 2" x 10'     | 03949            | 2.375            | .154               | 280 PSI                                   | 68.1                      |
| PVC 7200*               | 2" x 20'     | 03950            | 2.375            | .154               | 280 PSI                                   | 68.1                      |
| PVC 4025†               | 2 1/2" x 20' | 04205            | 2.875            | .203               | 300 PSI                                   | 108.0                     |
| PVC 7300*               | 3" x 10'     | 03951            | 3.500            | .216               | 260 PSI                                   | 141.2                     |
| PVC 7300*               | 3" x 20'     | 03952            | 3.500            | .216               | 260 PSI                                   | 141.2                     |
| PVC 7400†               | 4" x 10'     | 03953            | 4.500            | .237               | 220 PSI                                   | 201.2                     |
| PVC 7400†               | 4" x 20'     | 03954            | 4.500            | .237               | 220 PSI                                   | 201.2                     |
| PVC 7500†               | 5" x 20'     | 04837            | 5.563            | .258               | 190 PSI                                   | 272.5                     |
| PVC 7600†               | 6" x 10'     | 03955            | 6.625            | .280               | 180 PSI                                   | 353.7                     |
| PVC 7600†               | 6" x 20'     | 03956            | 6.625            | .280               | 180 PSI                                   | 353.7                     |
| PVC 7800†               | 8" x 10'     | 13087            | 8.625            | .322               | 160 PSI                                   | 532.3                     |
| PVC 7800†               | 8" x 20'     | 03958            | 8.625            | .322               | 160 PSI                                   | 532.3                     |
| PVC 7910†               | 10" x 20'    | 03959            | 10.750           | .365               | 140 PSI                                   | 754.7                     |
| PVC 7912†               | 12" x 20'    | 03961            | 12.750           | .406               | 130 PSI                                   | 997.9                     |
| PVC 7914†               | 14" x 20'    | 04862            | 14.000           | .437               | 130 PSI                                   | 1180.1                    |
| PVC 7916†               | 16" x 20'    | 04918            | 16.000           | .500               | 130 PSI                                   | 1543.1                    |

\* Dual Marked ASTM D 1785 & ASTM D 2665.

† Triple Marked ASTM D 1785 & ASTM D 2665 & ASTM F 480.

‡ Dual Marked ASTM D 1785 & ASTM F 480.

NSF Listed. Meets All Requirements of ASTM D 1784 and ASTM D 1785.


Note: When ordering, please specify plain end or bell end.



**⚠ WARNING**

Testing with or use of compressed air or gas in PVC / ABS / CPVC pipe or fittings can result in explosive failures and cause severe injury or death.

AIR/GAS



- NEVER test with or transport/store compressed air or gas in PVC / ABS / CPVC pipe or fittings.
- NEVER test PVC / ABS / CPVC pipe or fittings with compressed air or gas, or air over water boosters.
- ONLY use PVC / ABS / CPVC pipe or fittings for water or approved chemicals.
- Refer to warnings in PFFA User Bulletin 4-80 and ASTM D 1785.

## PVC Schedule 40 Pipe - Bell End\*

| PVC SCHEDULE 40 (WHITE) |              | BELL END         |                  | PVC 1120           |   | ASTM D 1785         |                           |
|-------------------------|--------------|------------------|------------------|--------------------|---|---------------------|---------------------------|
| PART NO.                | NOM. SIZE    | UPC #<br>611942- | AVG. OD<br>(IN.) | MIN. WALL<br>(IN.) | MAX WORK<br>PRESSURE AT<br>23° C OR 73° F | BELL DEPTH<br>(IN.) | WT. PER<br>100 FT. (LBS.) |
| PVC 4005B**             | 1/2" x 10'   | 04986            | .840             | .109               | 600 PSI                                   | 2.00                | 15.9                      |
| PVC 4005B**             | 1/2" x 20'   | 03923            | .840             | .109               | 600 PSI                                   | 2.00                | 15.9                      |
| PVC 4007B**             | 3/4" x 10'   | 04987            | 1.050            | .113               | 480 PSI                                   | 2.25                | 21.1                      |
| PVC 4007B**             | 3/4" x 20'   | 03926            | 1.050            | .113               | 480 PSI                                   | 2.25                | 21.1                      |
| PVC 4010B**             | 1" x 10'     | 04988            | 1.315            | .133               | 450 PSI                                   | 2.50                | 31.3                      |
| PVC 4010B**             | 1" x 20'     | 03929            | 1.315            | .133               | 450 PSI                                   | 2.50                | 31.1                      |
| PVC 4012B§              | 1 1/4" x 10' | 04989            | 1.660            | .140               | 370 PSI                                   | 2.75                | 42.4                      |
| PVC 4012B§              | 1 1/4" x 20' | 03930            | 1.660            | .140               | 370 PSI                                   | 2.75                | 42.4                      |
| PVC 4015B§              | 1 1/2" x 10' | 04990            | 1.900            | .145               | 330 PSI                                   | 3.00                | 50.7                      |
| PVC 4015B§              | 1 1/2" x 20' | 03931            | 1.900            | .145               | 330 PSI                                   | 3.00                | 50.7                      |
| PVC 4020B†              | 2" x 10'     | 04991            | 2.375            | .154               | 280 PSI                                   | 4.00                | 69.2                      |
| PVC 4020B†              | 2" x 20'     | 03932            | 2.375            | .154               | 280 PSI                                   | 4.00                | 69.2                      |
| PVC 4025B‡              | 2 1/2" x 10' | 04992            | 2.875            | .203               | 300 PSI                                   | 4.00                | 110.0                     |
| PVC 4025B‡              | 2 1/2" x 20' | 04206            | 2.875            | .203               | 300 PSI                                   | 4.00                | 110.0                     |
| PVC 7300B§              | 3" x 10'     | 04853            | 3.500            | .216               | 260 PSI                                   | 4.00                | 145.1                     |
| PVC 4030B†              | 3" x 20'     | 03933            | 3.500            | .216               | 260 PSI                                   | 4.00                | 144.5                     |
| PVC 7400B§              | 4" x 10'     | 04835            | 4.500            | .237               | 220 PSI                                   | 4.00                | 207.9                     |
| PVC 9400B†              | 4" x 20'     | 03964            | 4.500            | .237               | 220 PSI                                   | 5.00                | 206.2                     |
| PVC 7600B§              | 6" x 10'     | 04850            | 6.625            | .280               | 180 PSI                                   | 6.50                | 371.4                     |
| PVC 9600B†              | 6" x 20'     | 03965            | 6.625            | .280               | 180 PSI                                   | 6.50                | 365.5                     |
| PVC 7800B†              | 8" x 10'     | 09903            | 8.625            | .322               | 160 PSI                                   | 7.00                | 556.9                     |
| PVC 9800B†              | 8" x 20'     | 03967            | 8.625            | .322               | 160 PSI                                   | 7.00                | 552.3                     |
| PVC 7910B†              | 10" x 20'    | 03960            | 10.750           | .365               | 140 PSI                                   | 9.00                | 785.4                     |
| PVC 7912B†              | 12" x 20'    | 03962            | 12.750           | .406               | 130 PSI                                   | 10.00               | 1046.7                    |
| PVC 7914B†              | 14" x 20'    | 04863            | 14.000           | .437               | 130 PSI                                   | 10.00               | 1180.1                    |
| PVC 7916B†              | 16" x 20'    | 04929            | 16.000           | .500               | 130 PSI                                   | 10.00               | 1543.1                    |

\* Bell dimensions meet either ASTM D 2672 or ASTM F 480, depending upon pipe diameter

\*\* ASTM D 1785

‡ Dual Marked ASTM D 1785 & ASTM F 480

§ Dual Marked ASTM D 1785 & ASTM D 2665

† Triple Marked ASTM D 1785 & ASTM D 2665 & ASTM F 480



## ⚠ WARNING

Testing with or use of compressed air or gas in PVC / ABS / CPVC pipe or fittings can result in explosive failures and cause severe injury or death.

AIR/GAS



- NEVER test with or transport/store compressed air or gas in PVC / ABS / CPVC pipe or fittings.
- NEVER test PVC / ABS / CPVC pipe or fittings with compressed air or gas, or air over water boosters.
- ONLY use PVC / ABS / CPVC pipe or fittings for water or approved chemicals.
- Refer to warnings in PPFA User Bulletin 4-80 and ASTM D 1785.

## PVC Well Casing

| PVC SCHEDULE 40 (WHITE) |              | BELL END WELL CASING |                  | PVC 1120           |                     | ASTM F 480                |  |
|-------------------------|--------------|----------------------|------------------|--------------------|---------------------|---------------------------|--|
| PART NO.                | NOM. SIZE    | UPC #<br>611942-     | AVG. OD<br>(IN.) | MIN. WALL<br>(IN.) | BELL DEPTH<br>(IN.) | WT. PER<br>100 FT. (LBS.) |  |
| PVC 4020B               | 2" x 20'     | 03932                | 2.375            | .154               | 4.00                | 69.2                      |  |
| PVC 4025B               | 2 1/2" x 20' | 04206                | 2.875            | .203               | 4.00                | 110.0                     |  |
| PVC 4030B               | 3" x 20'     | 03933                | 3.500            | .216               | 4.00                | 144.5                     |  |
| PVC 9400B               | 4" x 20'     | 03964                | 4.500            | .237               | 5.00                | 206.2                     |  |
| PVC 9600B               | 6" x 20'     | 03965                | 6.625            | .280               | 6.50                | 365.5                     |  |
| PVC 9800B               | 8" x 20'     | 03967                | 8.625            | .322               | 7.00                | 552.3                     |  |
| PVC 7910B               | 10" x 20'    | 03960                | 10.750           | .365               | 9.00                | 785.4                     |  |
| PVC 7912B               | 12" x 20'    | 03962                | 12.750           | .406               | 10.00               | 1046.7                    |  |
| PVC 7914B               | 14" x 20'    | 04863                | 14.000           | .437               | 10.00               | 1180.1                    |  |
| PVC 7916B               | 16" x 20'    | 04929                | 16.000           | .500               | 10.00               | 1543.1                    |  |

## PVC SDR Pipe

| PR 200     |               | PVC 1120         |                  | BELL END           |   | ASTM D 2241         |                           | SDR 21 |  |
|------------|---------------|------------------|------------------|--------------------|---|---------------------|---------------------------|--------|--|
| PART NO.   | NOM. SIZE     | UPC #<br>611942- | AVG. OD<br>(IN.) | MIN. WALL<br>(IN.) | MAX WORK<br>PRESSURE AT<br>23° C OR 73° F | BELL DEPTH<br>(IN.) | WT. PER<br>100 FT. (LBS.) |        |  |
| PVC 23155B | *1 1/2" x 20' | 03991            | .840             | .062               | 315 PSI                                   | 2.00                | 10.0                      |        |  |
| PVC 20007B | 3/4" x 10'    | 10742            | 1.050            | .060               | 200 PSI                                   | 2.25                | 11.8                      |        |  |
| PVC 20007B | 3/4" x 20'    | 03984            | 1.050            | .060               | 200 PSI                                   | 2.25                | 11.8                      |        |  |
| PVC 20010B | 1" x 20'      | 03986            | 1.315            | .063               | 200 PSI                                   | 2.50                | 15.7                      |        |  |
| PVC 20012B | 1 1/4" x 20'  | 03987            | 1.660            | .079               | 200 PSI                                   | 2.75                | 24.9                      |        |  |
| PVC 20015B | 1 1/2" x 20'  | 03988            | 1.900            | .090               | 200 PSI                                   | 3.00                | 32.4                      |        |  |
| PVC 20020B | 2" x 20'      | 03989            | 2.375            | .113               | 200 PSI                                   | 4.00                | 50.9                      |        |  |

\*PR 315 / SDR 13.5

| PR 160     |              | PVC 1120         |                  | BELL END           |   | ASTM D 2241         |                           | SDR 26 |  |
|------------|--------------|------------------|------------------|--------------------|---|---------------------|---------------------------|--------|--|
| PART NO.   | NOM. SIZE    | UPC #<br>611942- | AVG. OD<br>(IN.) | MIN. WALL<br>(IN.) | MAX WORK<br>PRESSURE AT<br>23° C OR 73° F | BELL DEPTH<br>(IN.) | WT. PER<br>100 FT. (LBS.) |        |  |
| PVC 16012B | 1 1/4" x 20' | 04211            | 1.660            | .064               | 160 PSI                                   | 2.75                | 20.3                      |        |  |
| PVC 16015B | 1 1/2" x 20' | 04210            | 1.900            | .073               | 160 PSI                                   | 3.00                | 26.6                      |        |  |
| PVC 16020B | 2" x 20'     | 04212            | 2.375            | .091               | 160 PSI                                   | 4.00                | 41.4                      |        |  |
| PVC 16030B | 3" x 20'     | 04222            | 3.500            | .135               | 160 PSI                                   | 4.00                | 92.3                      |        |  |

Note: When ordering, please specify plain end or bell end.


**WARNING**

Testing with or use of compressed air or gas in PVC / ABS / CPVC pipe or fittings can result in explosive failures and cause severe injury or death.

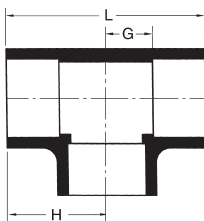
- NEVER test with or transport/store compressed air or gas in PVC / ABS / CPVC pipe or fittings.
- NEVER test PVC / ABS / CPVC pipe or fittings with compressed air or gas, or air over water boosters.
- ONLY use PVC / ABS / CPVC pipe or fittings for water or approved chemicals.
- Refer to warnings in PFFA User Bulletin 4-80 and ASTM D 1785.



**Tee**

S x S x S

PVC PART NO. 2400

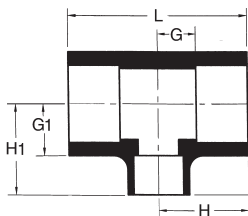


| Size  | Universal Part Number | L       | H       | G       | Approx. Wt. (Lbs) |
|-------|-----------------------|---------|---------|---------|-------------------|
| 1/2   | 401-005               | 2 1/2   | 1 1/4   | 1/2     | 0.067             |
| 3/4   | 401-007               | 3 1/8   | 1 9/16  | 9/16    | 0.079             |
| 1     | 401-010               | 3 11/16 | 1 27/32 | 1 1/16  | 0.136             |
| 1 1/4 | 401-012               | 4 1/4   | 2 1/8   | 7/8     | 0.310             |
| 1 1/2 | 401-015               | 4 5/8   | 2 5/16  | 1       | 0.340             |
| 2     | 401-020               | 5 1/4   | 2 5/8   | 1 1/4   | 0.412             |
| 2 1/2 | 401-025               | 6 1/2   | 3 1/4   | 1 1/2   | 0.944             |
| 3     | 401-030               | 7 5/8   | 3 13/16 | 1 13/16 | 1.361             |
| 4     | 401-040               | 8 3/4   | 4 3/8   | 2 5/16  | 2.212             |
| 6     | 401-060               | 14      | 7       | 3 1/2   | 7.158             |
| 8     | 401-080               | 17 1/16 | 8 17/32 | 4 1/2   | 12.332            |

**Reducing Tee**

SxSxS

PVC PART NO. 2400

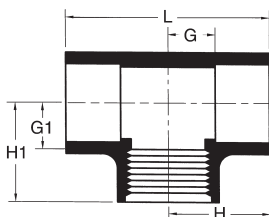


| Size                | Universal Part Number | L       | H       | G       | H1      | G1      | Apprx. Wt. (Lbs.) |
|---------------------|-----------------------|---------|---------|---------|---------|---------|-------------------|
| 1/2 X 1/2 X 3/4     | 401-074               | 27/8    | 17/16   | 11/16   | 117/32  | 17/32   | 0.082             |
| 3/4 X 1/2 X 3/4     | 401-095               | 3 1/4   | 1 1/2   | 3/4     | 121/32  | 21/32   | 0.106             |
| 3/4 X 3/4 X 1       | 401-102               | 3 5/8   | 1 13/16 | 13/16   | 125/32  | 21/32   | 0.134             |
| 1 X 1 X 1/2         | 401-130               | 3 3/8   | 1 11/16 | 9/16    | 15/8    | 7/8     | 0.134             |
| 1 X 1 X 3/4         | 401-131               | 3 9/16  | 1 25/32 | 5/8     | 1 13/16 | 13/16   | 0.148             |
| 1 1/4 X 1 1/4 X 1/2 | 401-166               | 3 1/2   | 1 3/4   | 1/2     | 15/8    | 7/8     | 0.196             |
| 1 1/4 X 1 1/4 X 3/4 | 401-167               | 3 13/16 | 1 29/32 | 21/32   | 2       | 1       | 0.226             |
| 1 1/2 X 1 1/2 X 1/2 | 401-209               | 3 3/4   | 1 7/8   | 9/16    | 1 7/8   | 1 1/8   | 0.234             |
| 1 1/2 X 1 1/2 X 3/4 | 401-210               | 3 15/16 | 2       | 11/16   | 2       | 1       | 0.256             |
| 1 1/2 X 1 1/2 X 1   | 401-211               | 4 1/4   | 2 1/8   | 13/16   | 2 7/32  | 1 3/32  | 0.294             |
| 2 X 2 X 3/4         | 401-248               | 4 1/16  | 2 1/32  | 21/32   | 2 3/8   | 1 3/8   | 0.320             |
| 2 X 2 X 1           | 401-249               | 4 3/8   | 2 3/16  | 13/16   | 2 17/32 | 1 3/8   | 0.383             |
| 2 X 2 X 1 1/4       | 401-250               | 4 3/4   | 2 3/8   | 1       | 2 5/8   | 1 3/8   | 0.436             |
| 2 X 2 X 1 1/2       | 401-251               | 5       | 2 1/2   | 1 1/8   | 2 11/16 | 1 3/8   | 0.479             |
| 3 X 3 X 2           | 401-338               | 6 11/16 | 3 11/32 | 1 11/32 | 3 3/16  | 1 13/16 | 1.100             |
| 4 X 4 X 2           | 401-420               | 6 13/16 | 3 13/32 | 1 11/32 | 3 7/8   | 2 15/32 | 1.594             |
| 4 X 4 X 3           | 401-422               | 8 1/8   | 4 1/16  | 2       | 4 3/8   | 2 3/8   | 1.982             |
| 6 X 6 X 4           | 401-532               | 12 1/16 | 6 1/32  | 2 17/32 | 5 5/8   | 3 9/16  | 4.900             |

**Tee**

S x S x FPT

PVC PART NO. 2401

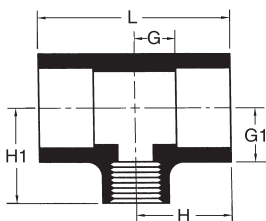


| Size  | Universal Part Number | L                               | H                               | G                              | H1                              | G1                             | Approx. Wt. (Lbs.) |
|-------|-----------------------|---------------------------------|---------------------------------|--------------------------------|---------------------------------|--------------------------------|--------------------|
| 1/2   | 402-005               | 2 <sup>9</sup> / <sub>16</sub>  | 1 <sup>9</sup> / <sub>32</sub>  | 1 <sup>7</sup> / <sub>32</sub> | 1 <sup>9</sup> / <sub>32</sub>  | 1 <sup>7</sup> / <sub>32</sub> | 0.077              |
| 3/4   | 402-007               | 3 <sup>5</sup> / <sub>16</sub>  | 1 <sup>21</sup> / <sub>32</sub> | 2 <sup>1</sup> / <sub>32</sub> | 1 <sup>13</sup> / <sub>32</sub> | 1 <sup>9</sup> / <sub>32</sub> | 0.130              |
| 1     | 402-010               | 3 <sup>13</sup> / <sub>16</sub> | 1 <sup>29</sup> / <sub>32</sub> | 2 <sup>5</sup> / <sub>32</sub> | 1 <sup>29</sup> / <sub>32</sub> | 2 <sup>9</sup> / <sub>32</sub> | 0.184              |
| 1 1/4 | 402-012               | 4 <sup>15</sup> / <sub>32</sub> | 2 1/4                           | 1                              | 2 1/4                           | 1                              | 0.292              |
| 1 1/2 | 402-015               | 4 <sup>7</sup> / <sub>8</sub>   | 2 <sup>7</sup> / <sub>16</sub>  | 1 1/8                          | 2 <sup>7</sup> / <sub>16</sub>  | 1 <sup>5</sup> / <sub>32</sub> | 0.408              |
| 2     | 402-020               | 5 1/2                           | 2 <sup>3</sup> / <sub>4</sub>   | 1 <sup>3</sup> / <sub>8</sub>  | 2 <sup>3</sup> / <sub>8</sub>   | 1 <sup>9</sup> / <sub>16</sub> | 0.535              |

**Reducing Tee**

S x S x FPT

PVC PART NO. 2401

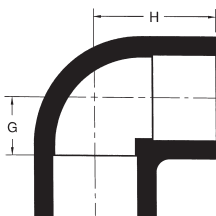


| Size                | Universal Part Number | L                               | H                               | G                              | H1                              | G1                             | Approx. Wt. (Lbs.) |
|---------------------|-----------------------|---------------------------------|---------------------------------|--------------------------------|---------------------------------|--------------------------------|--------------------|
| 3/4 x 3/4 x 1/2     | 402-101               | 3 <sup>1</sup> / <sub>8</sub>   | 1 <sup>9</sup> / <sub>16</sub>  | 9/ <sub>16</sub>               | 1 <sup>13</sup> / <sub>32</sub> | 2 <sup>1</sup> / <sub>32</sub> | 0.122              |
| 1 x 1 x 1/2         | 402-130               | 3 <sup>5</sup> / <sub>16</sub>  | 1 <sup>21</sup> / <sub>32</sub> | 1 <sup>7</sup> / <sub>32</sub> | 1 <sup>17</sup> / <sub>32</sub> | 2 <sup>5</sup> / <sub>32</sub> | 0.142              |
| 1 x 1 x 3/4         | 402-131               | 3 <sup>9</sup> / <sub>16</sub>  | 1 <sup>25</sup> / <sub>32</sub> | 2 <sup>1</sup> / <sub>32</sub> | 1 <sup>25</sup> / <sub>32</sub> | 1 <sup>1</sup> / <sub>32</sub> | 0.158              |
| 1 1/4 x 1 1/4 x 1/2 | 402-166               | 3 <sup>9</sup> / <sub>16</sub>  | 1 <sup>25</sup> / <sub>32</sub> | 1 <sup>7</sup> / <sub>32</sub> | 1 <sup>23</sup> / <sub>32</sub> | 1                              | 0.202              |
| 1 1/4 x 1 1/4 x 3/4 | 402-167               | 3 <sup>13</sup> / <sub>16</sub> | 1 <sup>29</sup> / <sub>32</sub> | 2 <sup>1</sup> / <sub>32</sub> | 1 <sup>31</sup> / <sub>32</sub> | 1 1/4                          | 0.232              |
| 1 1/4 x 1 1/4 x 1   | 402-168               | 4 <sup>1</sup> / <sub>8</sub>   | 2 <sup>1</sup> / <sub>16</sub>  | 1 <sup>3</sup> / <sub>16</sub> | 2 <sup>1</sup> / <sub>8</sub>   | 1 1/8                          | 0.280              |
| 1 1/2 x 1 1/2 x 1/2 | 402-209               | 3 <sup>1</sup> / <sub>2</sub>   | 1 <sup>3</sup> / <sub>4</sub>   | 7/ <sub>16</sub>               | 1 <sup>27</sup> / <sub>32</sub> | 1 <sup>3</sup> / <sub>32</sub> | 0.230              |
| 1 1/2 x 1 1/2 x 3/4 | 402-210               | 3 <sup>15</sup> / <sub>16</sub> | 1 <sup>31</sup> / <sub>32</sub> | 2 <sup>1</sup> / <sub>32</sub> | 1 <sup>13</sup> / <sub>16</sub> | 1 <sup>3</sup> / <sub>32</sub> | 0.256              |
| 1 1/2 x 1 1/2 x 1   | 402-211               | 4 <sup>1</sup> / <sub>4</sub>   | 2 <sup>1</sup> / <sub>8</sub>   | 1 <sup>3</sup> / <sub>16</sub> | 2 <sup>1</sup> / <sub>4</sub>   | 1 1/4                          | 0.326              |
| 2 x 2 x 1           | 402-249               | 4 <sup>3</sup> / <sub>8</sub>   | 2 <sup>3</sup> / <sub>16</sub>  | 1 <sup>3</sup> / <sub>16</sub> | 2 <sup>3</sup> / <sub>16</sub>  | 1 <sup>5</sup> / <sub>16</sub> | 0.420              |
| 2 x 2 x 1 1/4       | 402-250               | 4 <sup>3</sup> / <sub>4</sub>   | 2 <sup>3</sup> / <sub>8</sub>   | 1                              | 2 <sup>5</sup> / <sub>8</sub>   | 1 <sup>5</sup> / <sub>8</sub>  | 0.450              |

**90 Degree Elbow**

S x S

PVC PART NO. 2300

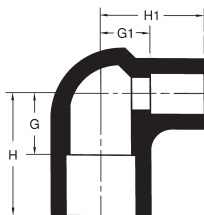


| Size  | Universal Part Number | H       | G       | Approx. Wt. (Lbs) |
|-------|-----------------------|---------|---------|-------------------|
| 1/2   | 406-005               | 1 1/4   | 1/2     | 0.048             |
| 3/4   | 406-007               | 1 9/16  | 9/16    | 0.055             |
| 1     | 406-010               | 1 13/16 | 1 1/16  | 0.100             |
| 1 1/4 | 406-012               | 2 1/8   | 7/8     | 0.200             |
| 1 1/2 | 406-015               | 2 5/16  | 1       | 0.256             |
| 2     | 406-020               | 2 5/8   | 1 7/32  | 0.316             |
| 2 1/2 | 406-025               | 3 1/4   | 1 1/2   | 0.770             |
| 3     | 406-030               | 3 13/16 | 1 13/16 | 1.040             |
| 4     | 406-040               | 4 3/8   | 2 5/16  | 1.722             |
| 6     | 406-060               | 7       | 3 1/2   | 5.234             |
| 8     | 406-080               | 8 17/32 | 4 1/2   | 9.139             |

**Reducing 90 Degree Elbow**

S x S

PVC PART NO. 2300

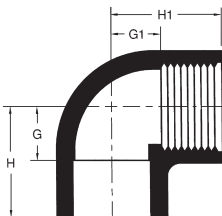


| Size      | Universal Part Number | H       | G     | H1      | G1    | Approx. Wt. (Lbs.) |
|-----------|-----------------------|---------|-------|---------|-------|--------------------|
| 3/4 x 1/2 | 406-101               | 1 17/32 | 17/32 | 1 9/32  | 17/32 | 0.070              |
| 1 x 1/2   | 406-130               | 1 11/16 | 9/16  | 1 9/16  | 13/16 | 0.116              |
| 1 x 3/4   | 406-131               | 1 25/32 | 21/32 | 1 25/32 | 25/32 | 0.128              |

**90 Degree Elbow**

S x FPT

PVC PART NO. 2301

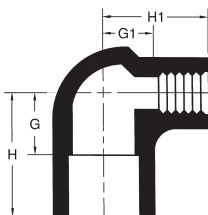


| Size  | Universal Part Number | H       | G      | H1      | G1      | Approx. Wt. (Lbs.) |
|-------|-----------------------|---------|--------|---------|---------|--------------------|
| 1/2   | 407-005               | 1 1/4   | 1/2    | 1 1/4   | 17/32   | 0.064              |
| 3/4   | 407-007               | 1 9/16  | 9/16   | 1 9/16  | 13/16   | 0.100              |
| 1     | 407-010               | 1 7/8   | 3/4    | 1 7/8   | 7/8     | 0.166              |
| 1 1/2 | 407-015               | 2 5/16  | 1      | 2 5/16  | 1 1/4   | 0.355              |
| 2     | 407-020               | 2 11/16 | 1 5/16 | 2 17/32 | 1 11/32 | 0.534              |

**Reducing 90 Degree Elbow**

S x FPT

PVC PART NO. 2301



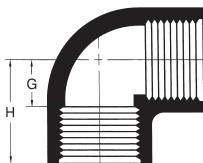
| Size      | Universal Part Number | H       | G     | H1      | G1    | Approx. Wt. (Lbs.) |
|-----------|-----------------------|---------|-------|---------|-------|--------------------|
| 3/4 x 1/2 | 407-101               | 1 1/2   | 1/2   | 1 3/8   | 19/32 | 0.102              |
| 1 x 3/4   | 407-131               | 1 25/32 | 21/32 | 1 19/32 | 27/32 | 0.135              |



**90 Degree Elbow**

FPT x FPT

PVC PART NO. 2302

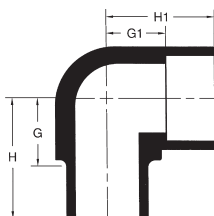


| Size | Universal Part Number | H                               | G                              | Approx. Wt. (Lbs) |
|------|-----------------------|---------------------------------|--------------------------------|-------------------|
| 1/2  | 408-005               | 1 <sup>5</sup> / <sub>16</sub>  | 1 <sup>7</sup> / <sub>32</sub> | 0.070             |
| 3/4  | 408-007               | 1 <sup>15</sup> / <sub>32</sub> | 2 <sup>1</sup> / <sub>32</sub> | 0.098             |
| 1    | 408-101               | 1 <sup>13</sup> / <sub>16</sub> | 1 <sup>3</sup> / <sub>16</sub> | 0.164             |

**90 Degree Street Elbow**

SPG x S

PVC PART NO. 2304

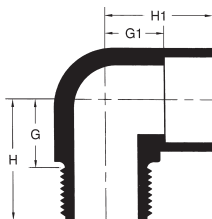


| Size  | Universal Part Number | H                               | G                              | H1                              | G1                              | Approx. Wt. (Lbs.) |
|-------|-----------------------|---------------------------------|--------------------------------|---------------------------------|---------------------------------|--------------------|
| 1/2   | 409-005               | 1 <sup>5</sup> / <sub>32</sub>  | 1 <sup>3</sup> / <sub>32</sub> | 1 1/2                           | 3/4                             | 0.050              |
| 3/4   | 409-007               | 1 <sup>3</sup> / <sub>8</sub>   | 9/16                           | 1 <sup>19</sup> / <sub>32</sub> | 1 <sup>3</sup> / <sub>16</sub>  | 0.077              |
| 1     | 409-010               | 1 <sup>13</sup> / <sub>16</sub> | 1 <sup>1</sup> / <sub>16</sub> | 2 1/8                           | 1                               | 0.127              |
| 1 1/2 | 409-015               | 2 <sup>7</sup> / <sub>16</sub>  | 1 1/8                          | 2 <sup>19</sup> / <sub>32</sub> | 1 <sup>9</sup> / <sub>32</sub>  | 0.292              |
| 2     | 409-020               | 2 3/4                           | 1 3/8                          | 2 <sup>27</sup> / <sub>32</sub> | 1 <sup>15</sup> / <sub>32</sub> | 0.426              |

**90 Degree Street Elbow**

MPT x S

PVC PART NO. 2306

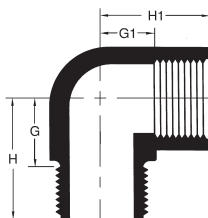


| Size                          | Universal Part Number | H                               | G                              | H1                              | G1                              | Approx. Wt. (Lbs.) |
|-------------------------------|-----------------------|---------------------------------|--------------------------------|---------------------------------|---------------------------------|--------------------|
| 1/2                           | 410-005               | 1 <sup>5</sup> / <sub>32</sub>  | 1 <sup>3</sup> / <sub>32</sub> | 1 <sup>1</sup> / <sub>2</sub>   | 3/4                             | 0.048              |
| 3/4                           | 410-007               | 1 <sup>3</sup> / <sub>8</sub>   | 9/16                           | 1 <sup>1</sup> / <sub>32</sub>  | 9/32                            | 0.076              |
| 1                             | 410-010               | 1 <sup>13</sup> / <sub>16</sub> | 1 <sup>1</sup> / <sub>16</sub> | 2 <sup>1</sup> / <sub>8</sub>   | 1                               | 0.135              |
| 1 <sup>1</sup> / <sub>4</sub> | 410-012               | 2 <sup>3</sup> / <sub>16</sub>  | 1 <sup>5</sup> / <sub>16</sub> | 2 <sup>1</sup> / <sub>4</sub>   | 1 <sup>1</sup> / <sub>4</sub>   | 0.219              |
| 1 <sup>1</sup> / <sub>2</sub> | 410-015               | 2 <sup>5</sup> / <sub>16</sub>  | 1                              | 2 <sup>13</sup> / <sub>32</sub> | 1 <sup>13</sup> / <sub>32</sub> | 0.276              |
| 2                             | 410-020               | 2 <sup>3</sup> / <sub>4</sub>   | 1 <sup>3</sup> / <sub>8</sub>  | 2 <sup>9</sup> / <sub>16</sub>  | 1 <sup>9</sup> / <sub>16</sub>  | 0.436              |

**90 Degree Street Elbow**

MPT x FPT

PVC PART NO. 2307

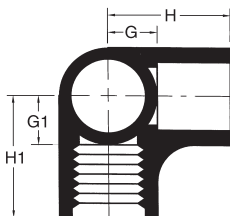


| Size | Universal Part Number | H                               | G                              | H1                             | G1   | Approx. Wt. (Lbs.) |
|------|-----------------------|---------------------------------|--------------------------------|--------------------------------|------|--------------------|
| 3/4  | 412-007               | 1 <sup>19</sup> / <sub>32</sub> | 2 <sup>7</sup> / <sub>32</sub> | 1 <sup>5</sup> / <sub>16</sub> | 9/16 | 0.080              |

**Side Outlet Elbow**

S x S x FPT

PVC PART NO. 2520

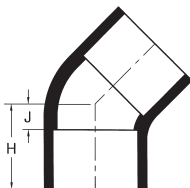


| Size            | Universal Part Number | H      | G    | H1    | G1  | Approx. Wt. (Lbs.) |
|-----------------|-----------------------|--------|------|-------|-----|--------------------|
| 3/4 X 3/4 X 1/2 | 414-101               | 1 9/16 | 9/16 | 1 1/2 | 3/4 | 0.112              |

**45 Degree Elbow**

S x S

PVC PART NO. 2309



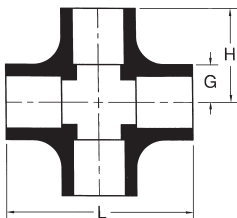
| Size  | Universal Part Number | H       | J       | Approx. Wt. (Lbs.) |
|-------|-----------------------|---------|---------|--------------------|
| 1/2   | 417-005               | 1 1/16  | 5/16    | 0.040              |
| 3/4   | 417-007               | 1 5/16  | 5/16    | 0.047              |
| 1     | 417-010               | 1 7/16  | 5/16    | 0.120              |
| 1 1/4 | 417-012               | 1 3/4   | 1/2     | 0.176              |
| 1 1/2 | 417-015               | 1 29/32 | 19/32   | 0.216              |
| 2     | 417-020               | 2 1/8   | 3/4     | 0.338              |
| 2 1/2 | 417-025               | 2 15/32 | 1 1/16  | 0.556              |
| 3     | 417-030               | 2 27/32 | 27/32   | 0.835              |
| 4     | 417-040               | 3 5/32  | 1 3/32  | 1.296              |
| 6     | 417-060               | 5 1/4   | 1 3/4   | 3.878              |
| 8     | 417-080               | 6 27/32 | 2 11/32 | 7.912              |

SCHEDULE 40 FITTINGS

**Cross**

S x S x S x S

PVC PART NO. 2410

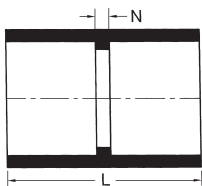


| Size  | Universal Part Number | L                              | H                               | G                              | Approx. Wt. (Lbs) |
|-------|-----------------------|--------------------------------|---------------------------------|--------------------------------|-------------------|
| 1/2   | 420-005               | 2 <sup>9</sup> / <sub>16</sub> | 1 <sup>9</sup> / <sub>32</sub>  | 1 <sup>7</sup> / <sub>32</sub> | 0.080             |
| 3/4   | 420-007               | 3 <sup>5</sup> / <sub>16</sub> | 1 <sup>21</sup> / <sub>32</sub> | 2 <sup>1</sup> / <sub>32</sub> | 0.152             |
| 1     | 420-010               | 3 <sup>7</sup> / <sub>8</sub>  | 1 <sup>15</sup> / <sub>16</sub> | 1 <sup>3</sup> / <sub>16</sub> | 0.222             |
| 1 1/4 | 420-012               | 4 1/2                          | 2 1/4                           | 1                              | 0.372             |
| 1 1/2 | 420-015               | 4 <sup>7</sup> / <sub>8</sub>  | 2 <sup>7</sup> / <sub>16</sub>  | 1 <sup>1</sup> / <sub>8</sub>  | 0.450             |
| 2     | 420-020               | 5 1/2                          | 2 <sup>3</sup> / <sub>4</sub>   | 1 <sup>3</sup> / <sub>8</sub>  | 0.678             |

**Coupling**

S x S

PVC PART NO. 2100

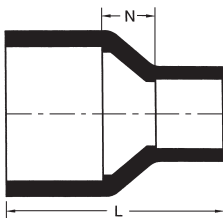


| Size  | Universal Part Number | L                              | N    | Approx. Wt. (Lbs) |
|-------|-----------------------|--------------------------------|------|-------------------|
| 1/2   | 429-005               | 1 <sup>7</sup> / <sub>8</sub>  | 1/8  | 0.028             |
| 3/4   | 429-007               | 2 <sup>1</sup> / <sub>8</sub>  | 1/8  | 0.038             |
| 1     | 429-010               | 2 <sup>3</sup> / <sub>8</sub>  | 1/8  | 0.067             |
| 1 1/4 | 429-012               | 2 <sup>5</sup> / <sub>8</sub>  | 1/8  | 0.136             |
| 1 1/2 | 429-015               | 2 <sup>5</sup> / <sub>16</sub> | 1/8  | 0.116             |
| 2     | 429-020               | 2 <sup>3</sup> / <sub>8</sub>  | 1/8  | 0.165             |
| 2 1/2 | 429-025               | 3 <sup>3</sup> / <sub>4</sub>  | 1/8  | 0.444             |
| 3     | 429-030               | 4                              | 3/16 | 0.786             |
| 4     | 429-040               | 4 <sup>3</sup> / <sub>4</sub>  | 3/16 | 0.966             |
| 6     | 429-060               | 6 <sup>9</sup> / <sub>32</sub> | 9/32 | 2.218             |
| 8     | 429-080               | 8 1/4                          | 1/4  | 4.370             |

**Reducing Coupling**

S x S

PVC PART NO. 2100

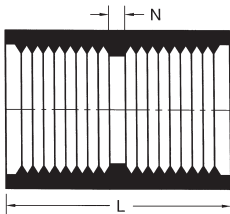


| Size                             | Universal Part Number | L              | N             | Approx. Wt. (Lbs) |
|----------------------------------|-----------------------|----------------|---------------|-------------------|
| $\frac{3}{4} \times \frac{1}{2}$ | 429-101               | $1\frac{7}{8}$ | $\frac{1}{8}$ | 0.052             |
| $1 \times \frac{3}{4}$           | 429-131               | $2\frac{1}{4}$ | $\frac{1}{8}$ | 0.080             |

**Coupling**

FPT x FPT

PVC PART NO. 2102

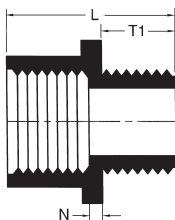


| Size          | Universal Part Number | L              | N             | Approx. Wt. (Lbs) |
|---------------|-----------------------|----------------|---------------|-------------------|
| $\frac{3}{4}$ | 430-007               | $1\frac{1}{2}$ | $\frac{1}{8}$ | 0.050             |

**Riser Extension**

FPT x MPT

PVC PART NO. 2103

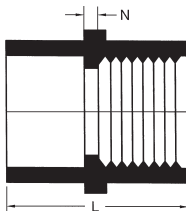


| Size      | Universal Part Number | L                              | N   | T1  | Approx. Wt. (Lbs) |
|-----------|-----------------------|--------------------------------|-----|-----|-------------------|
| 1/2 x 1/2 | 434-005               | 2 <sup>1</sup> / <sub>16</sub> | 3/4 | 3/4 | 0.042             |

**Female Adapter**

S x FPT

PVC PART NO. 2101

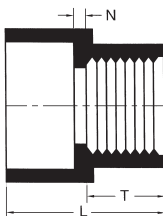


| Size  | Universal Part Number | L                               | N    | Approx. Wt. (Lbs) |
|-------|-----------------------|---------------------------------|------|-------------------|
| 1/2   | 435-005               | 1 <sup>27</sup> / <sub>32</sub> | 3/32 | 0.053             |
| 3/4   | 435-007               | 2 <sup>3</sup> / <sub>32</sub>  | 3/32 | 0.067             |
| 1     | 435-010               | 2 <sup>5</sup> / <sub>16</sub>  | 1/16 | 0.108             |
| 1 1/4 | 435-012               | 2 <sup>5</sup> / <sub>8</sub>   | 1/8  | 0.164             |
| 1 1/2 | 435-015               | 2 <sup>7</sup> / <sub>16</sub>  | 5/32 | 0.148             |
| 2     | 435-020               | 2 <sup>3</sup> / <sub>8</sub>   | 1/4  | 0.186             |
| 2 1/2 | 435-025               | 3 <sup>17</sup> / <sub>32</sub> | 7/32 | 0.440             |
| 3     | 435-030               | 3 <sup>13</sup> / <sub>16</sub> | 3/16 | 0.604             |
| 4     | 435-040               | 3 <sup>15</sup> / <sub>16</sub> | 3/16 | 0.884             |

**Reducing Female Adapter**

S x FPT

PVC PART NO. 2101




| Size      | Universal Part Number | L                               | N    | T   | Approx. Wt. (Lbs) |
|-----------|-----------------------|---------------------------------|------|-----|-------------------|
| 3/4 X 1/2 | 435-101               | 1 <sup>31</sup> / <sub>32</sub> | 3/32 | 7/8 | 0.059             |
| 1 X 3/4   | 435-131               | 2 <sup>1</sup> / <sub>4</sub>   | 1/8  | 1   | 0.075             |

**Male Adapter**

MPT x S

PVC PART NO. 2109



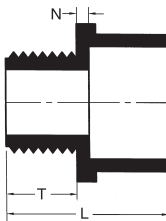
| Size                          | Universal Part Number | L                              | N                              | T                               | Approx. Wt. (Lbs) |
|-------------------------------|-----------------------|--------------------------------|--------------------------------|---------------------------------|-------------------|
| 1/2                           | 436-005               | 1 <sup>5</sup> / <sub>8</sub>  | 1/4                            | 5/8                             | 0.029             |
| 3/4                           | 436-007               | 1 <sup>7</sup> / <sub>8</sub>  | 3/16                           | 1 <sup>1</sup> / <sub>16</sub>  | 0.037             |
| 1                             | 436-010               | 2 <sup>3</sup> / <sub>16</sub> | 1/4                            | 1 <sup>3</sup> / <sub>16</sub>  | 0.080             |
| 1 <sup>1</sup> / <sub>4</sub> | 436-012               | 2 <sup>7</sup> / <sub>16</sub> | 3/16                           | 1                               | 0.122             |
| 1 <sup>1</sup> / <sub>2</sub> | 436-015               | 2 <sup>7</sup> / <sub>16</sub> | 7/32                           | 1 <sup>5</sup> / <sub>16</sub>  | 0.144             |
| 2                             | 436-020               | 2 <sup>5</sup> / <sub>8</sub>  | 1/4                            | 1                               | 0.234             |
| 2 <sup>1</sup> / <sub>2</sub> | 436-025               | 3 <sup>9</sup> / <sub>16</sub> | 3/16                           | 1 <sup>5</sup> / <sub>8</sub>   | 0.388             |
| 3                             | 436-030               | 3 <sup>7</sup> / <sub>8</sub>  | 1/4                            | 1 <sup>5</sup> / <sub>8</sub>   | 0.546             |
| 4                             | 436-040               | 4                              | 1/4                            | 1 <sup>11</sup> / <sub>16</sub> | 0.820             |
| 6                             | 436-060               | 5 <sup>3</sup> / <sub>4</sub>  | 1 <sup>1</sup> / <sub>16</sub> | 1 <sup>9</sup> / <sub>16</sub>  | 2.114             |

S  
C  
H  
E  
D  
U  
L  
E  
  
4  
0  
  
F  
I  
T  
T  
I  
N  
G  
S

**Reducing Male Adapter**

MPT x S

PVC PART NO. 2110



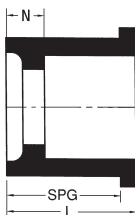
| Size  | Universal Part Number | L                               | N    | T                              | Approx. Wt. (Lbs) |
|---|-----------------------|---------------------------------|------|--------------------------------|-------------------|
| 1/2 X 3/4   | 436-074               | 1 <sup>13</sup> / <sub>16</sub> | 1/32 | 25/32                          | 0.036             |
| 3/4 X 1/2   | 436-101               | 1 <sup>5</sup> / <sub>8</sub>   | 1/8  | 3/4                            | 0.031             |
| 3/4 X 1   | 436-102               | 2 <sup>1</sup> / <sub>16</sub>  | 3/16 | 3/4                            | 0.065             |
| 1 X 3/4   | 436-131               | 2 <sup>1</sup> / <sub>8</sub>   | 0    | 1 <sup>1</sup> / <sub>8</sub>  | 0.061             |
| 1 X 1 <sup>1</sup> / <sub>4</sub>                             | 436-132               | 2 <sup>5</sup> / <sub>16</sub>  | 3/16 | 7/8                            | 0.112             |
| 1 <sup>1</sup> / <sub>4</sub> X 1                             | 436-168               | 2 <sup>3</sup> / <sub>8</sub>   | 3/16 | 1                              | 0.107             |
| 1 <sup>1</sup> / <sub>4</sub> X 1 <sup>1</sup> / <sub>2</sub> | 436-169               | 2 <sup>1</sup> / <sub>2</sub>   | 3/16 | 1                              | 0.152             |
| 1 <sup>1</sup> / <sub>2</sub> X 1 <sup>1</sup> / <sub>4</sub> | 436-212               | 2 <sup>13</sup> / <sub>32</sub> | 7/32 | 15/16                          | 0.132             |
| 1 <sup>1</sup> / <sub>2</sub> X 2                             | 436-213               | 2 <sup>9</sup> / <sub>16</sub>  | 1/4  | 15/16                          | 0.207             |
| 2 X 1 <sup>1</sup> / <sub>2</sub>                             | 436-251               | 2 <sup>17</sup> / <sub>32</sub> | 3/16 | 1 <sup>1</sup> / <sub>32</sub> | 0.192             |



**Reducer Bushing, Flush Style**

SPG x S

PVC PART NO. 2107

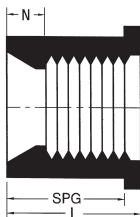


| Size          | Universal Part Number | L       | SPG    | N      | Approx. Wt. (Lbs) |
|---------------|-----------------------|---------|--------|--------|-------------------|
| 3/4 x 1/2     | 437-101               | 1 1/4   | 1      | 1 1/32 | 0.023             |
| 1 x 1/2       | 437-130               | 1 3/8   | 1 1/8  | 1 5/32 | 0.052             |
| 1 x 3/4       | 437-131               | 1 3/8   | 1 1/8  | 3/8    | 0.038             |
| 1 1/4 x 1     | 437-168               | 1 9/16  | 1 1/4  | 5/16   | 0.069             |
| 1 1/2 x 1/2   | 437-209               | 1 9/16  | 1 1/4  | 1 3/16 | 0.112             |
| 1 1/2 x 3/4   | 437-210               | 1 9/16  | 1 1/4  | 9/16   | 0.118             |
| 1 1/2 x 1     | 437-211               | 1 3/4   | 1 7/16 | 5/8    | 0.114             |
| 1 1/2 x 1 1/4 | 437-212               | 1 11/16 | 1 3/8  | 7/16   | 0.062             |
| 2 x 3/4       | 437-248               | 1 3/4   | 1 3/8  | 3/4    | 0.164             |
| 2 x 1         | 437-249               | 1 3/4   | 1 3/8  | 5/8    | 0.170             |
| 2 x 1 1/4     | 437-250               | 1 3/4   | 1 3/8  | 1/2    | 0.205             |
| 2 x 1 1/2     | 437-251               | 1 3/4   | 1 3/8  | 3/8    | 0.148             |
| 2 1/2 x 2     | 437-292               | 2 1/8   | 1 3/4  | 3/4    | 0.270             |
| 3 x 2         | 437-338               | 2 3/8   | 1 7/8  | 1      | 0.497             |
| 3 x 2 1/2     | 437-339               | 2 1/4   | 1 7/8  | 1/2    | 0.420             |
| 4 x 2         | 437-420               | 2 5/16  | 2 1/16 | 1 5/16 | 0.888             |
| 4 x 3         | 437-422               | 2 5/16  | 2 1/16 | 5/16   | 0.736             |
| 6 x 4         | 437-532               | 3 5/8   | 3      | 1 5/8  | 2.001             |
| 8 x 4         | 437-582               | 4 11/16 | 4 1/16 | 2 5/8  | 3.712             |
| 8 x 6         | 437-585               | 4 11/16 | 4 1/16 | 1      | 3.852             |

**Reducer Bushing, Flush Style**

SPG x FPT

PVC PART NO. 2108

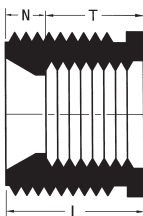


| Size                               | Universal Part Number | L                | SPG             | N               | Approx. Wt. (Lbs) |
|------------------------------------|-----------------------|------------------|-----------------|-----------------|-------------------|
| $\frac{3}{4} \times \frac{1}{2}$   | 438-101               | $1\frac{1}{4}$   | 1               | $\frac{1}{2}$   | 0.029             |
| $1 \times \frac{1}{2}$             | 438-130               | $1\frac{3}{8}$   | $1\frac{1}{8}$  | $\frac{5}{8}$   | 0.053             |
| $1 \times \frac{3}{4}$             | 438-131               | $1\frac{3}{8}$   | $1\frac{1}{8}$  | $\frac{5}{8}$   | 0.042             |
| $1\frac{1}{4} \times \frac{1}{2}$  | 438-166               | $1\frac{9}{16}$  | $1\frac{1}{4}$  | $\frac{13}{16}$ | 0.120             |
| $1\frac{1}{4} \times \frac{3}{4}$  | 438-167               | $1\frac{9}{16}$  | $1\frac{1}{4}$  | $\frac{27}{32}$ | 0.115             |
| $1\frac{1}{4} \times 1$            | 438-168               | $1\frac{9}{16}$  | $1\frac{1}{4}$  | $\frac{9}{16}$  | 0.092             |
| $1\frac{1}{2} \times \frac{1}{2}$  | 438-209               | $1\frac{11}{16}$ | $1\frac{5}{16}$ | $\frac{5}{16}$  | 0.107             |
| $1\frac{1}{2} \times \frac{3}{4}$  | 438-210               | $1\frac{11}{16}$ | $1\frac{5}{16}$ | $\frac{13}{32}$ | 0.163             |
| $1\frac{1}{2} \times 1$            | 438-211               | $1\frac{11}{16}$ | $1\frac{5}{16}$ | $1\frac{1}{16}$ | 0.150             |
| $1\frac{1}{2} \times 1\frac{1}{4}$ | 438-212               | $1\frac{11}{16}$ | $1\frac{5}{16}$ | $1\frac{1}{16}$ | 0.100             |
| $2 \times \frac{1}{2}$             | 438-247               | $1\frac{3}{4}$   | $1\frac{3}{8}$  | 1               | 0.214             |
| $2 \times \frac{3}{4}$             | 438-248               | $1\frac{3}{4}$   | $1\frac{3}{8}$  | $\frac{31}{32}$ | 0.221             |
| $2 \times 1$                       | 438-249               | $1\frac{3}{4}$   | $1\frac{3}{8}$  | $\frac{3}{4}$   | 0.225             |
| $2 \times 1\frac{1}{2}$            | 438-251               | $1\frac{3}{4}$   | $1\frac{3}{8}$  | $\frac{23}{32}$ | 0.185             |
| $3 \times 2\frac{1}{2}$            | 438-339               | $2\frac{9}{32}$  | $1\frac{7}{8}$  | $\frac{27}{32}$ | 0.490             |
| $4 \times 2$                       | 438-420               | $2\frac{3}{4}$   | $2\frac{5}{16}$ | $1\frac{3}{4}$  | 1.164             |
| $4 \times 3$                       | 438-422               | $2\frac{3}{4}$   | $2\frac{5}{16}$ | $1\frac{1}{8}$  | 0.910             |
| $6 \times 4$                       | 438-532               | 4                | $3\frac{1}{2}$  | $2\frac{1}{4}$  | 1.976             |

**Reducer Bushing**

MPT x FPT

PVC PART NO. 2112

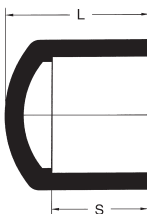


| Size          | Universal Part Number | L      | T   | N    | Approx. Wt. (Lbs) |
|---------------|-----------------------|--------|-----|------|-------------------|
| 3/4 X 1/2     | 439-101               | 1      | 3/4 | 1/4  | 0.022             |
| 1 X 3/4       | 439-131               | 1 1/4  | 3/4 | 1/2  | 0.043             |
| 1 1/4 X 3/4   | 439-167               | 1 5/16 | 3/4 | 9/16 | 0.092             |
| 1 1/4 X 1     | 439-168               | 1 5/16 | 1   | 5/16 | 0.063             |
| 1 1/2 X 3/4   | 439-210               | 1 3/8  | 3/4 | 5/8  | 0.128             |
| 1 1/2 X 1     | 439-211               | 1 3/8  | 1   | 3/8  | 0.110             |
| 1 1/2 X 1 1/4 | 439-212               | 1 3/8  | 1   | 3/8  | 0.068             |
| 2 X 1 1/2     | 439-251               | 1 7/16 | 1   | 7/16 | 0.143             |

**Cap**

s

PVC PART NO. 2116



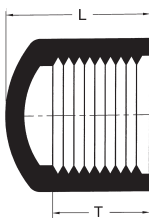
| Size  | Universal Part Number | L       | s       | Approx. Wt. (Lbs) |
|-------|-----------------------|---------|---------|-------------------|
| 1/2   | 447-005               | 1 3/32  | 3/4     | 0.024             |
| 3/4   | 447-007               | 1 5/16  | 1       | 0.035             |
| 1     | 447-010               | 1 5/8   | 1 5/32  | 0.060             |
| 1 1/4 | 447-012               | 1 13/16 | 1 1/4   | 0.094             |
| 1 1/2 | 447-015               | 1 15/16 | 1 5/16  | 0.116             |
| 2     | 447-020               | 2 5/32  | 1 3/8   | 0.184             |
| 2 1/2 | 447-025               | 2 15/32 | 1 13/16 | 0.368             |
| 3     | 447-030               | 2 15/16 | 1 29/32 | 0.463             |
| 4     | 447-040               | 3 1/8   | 2 1/32  | 0.720             |
| 6     | 447-060               | 4 3/4   | 3 5/8   | 2.349             |
| 8     | 447-080               | 6 13/32 | 4       | 4.074             |

S  
C  
H  
E  
D  
U  
L  
E  
  
4  
0  
  
F  
I  
T  
T  
I  
N  
G  
S

**Cap**

FPT

PVC PART NO. 2117



| Size                          | Universal Part Number | L                              | T                              | Approx. Wt. (Lbs) |
|-------------------------------|-----------------------|--------------------------------|--------------------------------|-------------------|
| 1/2                           | 448-005               | 1 <sup>1</sup> / <sub>8</sub>  | 7/8                            | 0.033             |
| 3/4                           | 448-007               | 1 <sup>1</sup> / <sub>4</sub>  | 1                              | 0.046             |
| 1                             | 448-010               | 1 <sup>9</sup> / <sub>32</sub> | 1 <sup>5</sup> / <sub>16</sub> | 0.068             |
| 1 <sup>1</sup> / <sub>4</sub> | 448-012               | 1 <sup>7</sup> / <sub>16</sub> | 1                              | 0.108             |
| 1 <sup>1</sup> / <sub>2</sub> | 448-015               | 1 <sup>9</sup> / <sub>16</sub> | 1                              | 0.140             |
| 2                             | 448-020               | 2 <sup>5</sup> / <sub>8</sub>  | 1 <sup>1</sup> / <sub>16</sub> | 0.192             |

**Plug**

SPG

PVC PART NO. 2118



| Size                          | Universal Part Number | L                              | SPG                            | Approx. Wt. (Lbs) |
|-------------------------------|-----------------------|--------------------------------|--------------------------------|-------------------|
| 1/2                           | 449-005               | 1 <sup>5</sup> / <sub>16</sub> | 3/4                            | 0.017             |
| 3/4                           | 449-007               | 1 <sup>1</sup> / <sub>4</sub>  | 1                              | 0.028             |
| 1                             | 449-010               | 1 <sup>3</sup> / <sub>8</sub>  | 1 <sup>1</sup> / <sub>8</sub>  | 0.047             |
| 1 <sup>1</sup> / <sub>2</sub> | 449-015               | 1 <sup>5</sup> / <sub>8</sub>  | 1 <sup>5</sup> / <sub>16</sub> | 0.102             |
| 2                             | 449-020               | 1 <sup>3</sup> / <sub>4</sub>  | 1 <sup>3</sup> / <sub>8</sub>  | 0.152             |

**Plug**

MPT

PVC PART NO. 2113

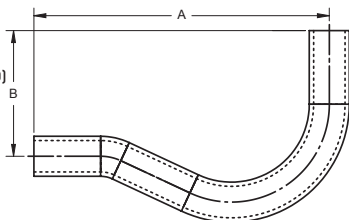


| Size                          | Universal Part Number | L                               | T                              | Approx. Wt. (Lbs) |
|-------------------------------|-----------------------|---------------------------------|--------------------------------|-------------------|
| 1/2                           | 450-005               | 1 <sup>5</sup> / <sub>16</sub>  | 3/4                            | 0.017             |
| 3/4                           | 450-007               | 1                               | 3/4                            | 0.028             |
| 1                             | 450-010               | 1 <sup>1</sup> / <sub>4</sub>   | 1                              | 0.050             |
| 1 <sup>1</sup> / <sub>4</sub> | 450-012               | 1 <sup>5</sup> / <sub>16</sub>  | 1 <sup>1</sup> / <sub>32</sub> | 0.074             |
| 1 <sup>1</sup> / <sub>2</sub> | 450-015               | 1 <sup>5</sup> / <sub>16</sub>  | 1 <sup>1</sup> / <sub>32</sub> | 0.102             |
| 2                             | 450-020               | 1 <sup>15</sup> / <sub>32</sub> | 1 <sup>1</sup> / <sub>16</sub> | 0.184             |

**HVAC Condensate P Trap<sup>(D)</sup>**

SPG x SPG

PVC PART NO. 2700

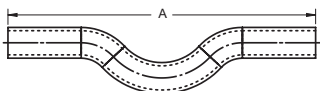


| Size | Universal Part Number | A                             | B                              | Approx. Wt. (Lbs) |
|------|-----------------------|-------------------------------|--------------------------------|-------------------|
| 3/4  | 489-007               | 7 <sup>3</sup> / <sub>4</sub> | 3 <sup>5</sup> / <sub>16</sub> | 0.193             |

**HVAC Condensate Running Trap<sup>(D)</sup>**

SPG x SPG

PVC PART NO. 2701



| Size | Universal Part Number | A                               | Approx. Wt. (Lbs) |
|------|-----------------------|---------------------------------|-------------------|
| 1/2  | 488-005               | 10 <sup>5</sup> / <sub>16</sub> | 0.145             |
| 3/4  | 488-007               | 10 <sup>1</sup> / <sub>2</sub>  | 0.193             |

<sup>(D)</sup> Does not conform to ASTM D 2466.

# FlowGuard Gold® Pipe

FlowGuard Gold is a registered trademark of The Lubrizol Corporation.



## CPVC Copper Tube Size Pipe

| STRAIGHT LENGTHS PLAIN END SDR 11 CPVC COPPER TUBE SIZE PIPE ASTM D 2846 |              |                  |                  |                  |                    |   |                              |
|--|--------------|------------------|------------------|------------------|--------------------|---|------------------------------|
| PART NO.   | NOM. SIZE    | UPC #<br>611942- | QTY. PER<br>SKID | AVG. OD<br>(IN.) | MIN. WALL<br>(IN.) | MAX WORK<br>PRESSURE<br>AT 23°C OR 73°F | WT. PER<br>100 FT.<br>(LBS.) |
| CTS 12005  | 1/2" x 10'   | 04979            | 12,000'          | .625             | .068               | 400 PSI                                 | 8.3                          |
| CTS 12005  | 1/2" x 20'   | 04993            | 24,000'          | .625             | .068               | 400 PSI                                 | 8.3                          |
| CTS 12007  | 3/4" x 10'   | 04980            | 6,000'           | .875             | .080               | 400 PSI                                 | 13.9                         |
| CTS 12007  | 3/4" x 20'   | 05145            | 12,000'          | .875             | .080               | 400 PSI                                 | 13.9                         |
| CTS 12010  | 1" x 10'     | 05146            | 3,600'           | 1.125            | .102               | 400 PSI                                 | 22.2                         |
| CTS 12010  | 1" x 20'     | 05147            | 7,200'           | 1.125            | .102               | 400 PSI                                 | 22.2                         |
| CTS 12012  | 1 1/4" x 10' | 05148            | 2,400'           | 1.375            | .125               | 400 PSI                                 | 33.3                         |
| CTS 12012  | 1 1/4" x 20' | 05321            | 4,800'           | 1.375            | .125               | 400 PSI                                 | 33.3                         |
| CTS 12015  | 1 1/2" x 10' | 05150            | 1,440'           | 1.625            | .148               | 400 PSI                                 | 46.6                         |
| CTS 12015  | 1 1/2" x 20' | 05306            | 2,880'           | 1.625            | .148               | 400 PSI                                 | 46.6                         |
| CTS 12020  | 2" x 10'     | 05152            | 960'             | 2.125            | .193               | 400 PSI                                 | 79.5                         |
| CTS 12020  | 2" x 20'     | 05322            | 1,920'           | 2.125            | .193               | 400 PSI                                 | 79.5                         |

NOTE: STRAIGHT LENGTH PIPE ARE SHIPPED IN FULL BUNDLE QUANTITY ONLY.

| COILED PIPE SDR 11 COILED SDR CPVC COPPER TUBE SIZE PIPE ASTM D 2846 |             |                  |                  |                  |                    |   |                              |
|--|-------------|------------------|------------------|------------------|--------------------|---|------------------------------|
| PART NO.   | NOM. SIZE   | UPC #<br>611942- | QTY. PER<br>SKID | AVG. OD<br>(IN.) | MIN. WALL<br>(IN.) | MAX WORK<br>PRESSURE<br>AT 23°C OR 73°F | WT. PER<br>100 FT.<br>(LBS.) |
| CTS 12005  | 1/2" x 150' | 05313            | 3,750'           | .625             | .068               | 400 PSI                                 | 8.5                          |
| CTS 12007  | 3/4" x 100' | 05314            | 2,500'           | .875             | .080               | 400 PSI                                 | 14.0                         |
| CTS 12010  | 1" x 100'   | 10643            | 1,200'           | 1.125            | .102               | 400 PSI                                 | 22.2                         |

NSF Listed. Meets All Requirements of ASTM D 2846.



## ⚠ WARNING

Testing with or use of compressed air or gas in PVC / ABS / CPVC pipe or fittings can result in explosive failures and cause severe injury or death.

AIR/GAS



- NEVER test with or transport/store compressed air or gas in PVC / ABS / CPVC pipe or fittings.
- NEVER test PVC / ABS / CPVC pipe or fittings with compressed air or gas, or air over water boosters.
- ONLY use PVC / ABS / CPVC pipe or fittings for water or approved chemicals.
- Refer to warnings in PPFA User Bulletin 4-80 and ASTM D 1785.

# ReUze® Pipe

ReUze is a registered trademark of Charlotte Pipe and Foundry Company.


 NSF

 R  
E  
U  
Z  
E  
  
P  
I  
P  
E

## CPVC Copper-Tube-Size Pipe for Non-Potable Water Distribution

| STRAIGHT LENGTHS PLAIN END SDR 11 CPVC COPPER TUBE SIZE PIPE ASTM D 2846 |              |                  |                  |                  |                       |   |                              |
|--|--------------|------------------|------------------|------------------|-----------------------|---|------------------------------|
| PART NO.   | NOM. SIZE    | UPC #<br>611942- | QTY. PER<br>SKID | AVG. OD<br>(IN.) | MIN.<br>WALL<br>(IN.) | MAX WORK<br>PRESSURE AT<br>23°C OR 73°F | WT. PER<br>100 FT.<br>(LBS.) |
| CTS 12005 RU   | 1/2" x 20'   | 11642            | 24,000'          | .625             | .068                  | 400 PSI                                 | 8.3                          |
| CTS 12007 RU   | 3/4" x 20'   | 11643            | 12,000'          | .875             | .080                  | 400 PSI                                 | 13.9                         |
| CTS 12010 RU   | 1" x 20'     | 11644            | 7,200'           | 1.125            | .102                  | 400 PSI                                 | 22.2                         |
| CTS 12015 RU   | 1 1/2" x 20' | 11645            | 2,880'           | 1.625            | .148                  | 400 PSI                                 | 46.6                         |
| CTS 12020 RU   | 2" x 20'     | 11646            | 1,920'           | 2.125            | .193                  | 400 PSI                                 | 79.5                         |

NOTE: STRAIGHT LENGTH PIPE ARE SHIPPED IN FULL BUNDLE QUANTITY ONLY.

NSF Listed. Meets All Requirements of ASTM D 2846.



## ⚠ WARNING

Testing with or use of compressed air or gas in PVC / ABS / CPVC pipe or fittings can result in explosive failures and cause severe injury or death.

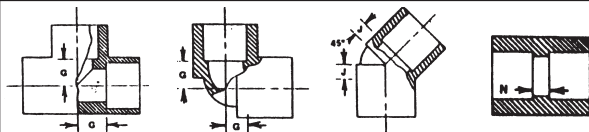
AIR/GAS



- NEVER test with or transport/store compressed air or gas in PVC / ABS / CPVC pipe or fittings.
- NEVER test PVC / ABS / CPVC pipe or fittings with compressed air or gas, or air over water boosters.
- ONLY use PVC / ABS / CPVC pipe or fittings for water or approved chemicals.
- Refer to warnings in PPFA User Bulletin 4-80 and ASTM D 1785.

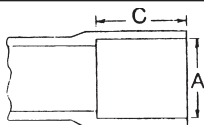
# FlowGuard Gold® Fittings

## MINIMUM DIMENSIONS FROM CENTER TO END OF SOCKET (LAYING LENGTH) FOR CPVC 41, SDR 11 FITTINGS



| NOMINAL SIZE (IN.) | "G" MINIMUM IN. (mm) | "J" MINIMUM IN. (mm) | "N" MINIMUM IN. (mm) |
|--------------------|----------------------|----------------------|----------------------|
| 1/2                | 0.382 (9.70)         | 0.183 (4.65)         | 0.102 (2.59)         |
| 3/4                | 0.507 (12.88)        | 0.235 (5.97)         | 0.102 (2.59)         |
| 1                  | 0.633 (16.08)        | 0.287 (7.29)         | 0.102 (2.59)         |
| 1 1/4              | 0.758 (19.25)        | 0.339 (8.61)         | 0.102 (2.59)         |
| 1 1/2              | 0.884 (22.45)        | 0.391 (9.93)         | 0.102 (2.59)         |
| 2                  | 1.134 (28.83)        | 0.495 (12.57)        | 0.102 (2.59)         |

## TAPERED SOCKET DIMENSIONS FOR CPVC 41, SDR 11 PLASTIC PIPE FITTINGS



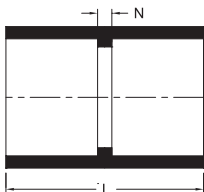
| NOMINAL SIZE (IN.) | SOCKET ENTRANCE DIAMETER, IN. (mm)<br>"A" AVERAGE | SOCKET LENGTH, IN. (mm)<br>"C" MINIMUM |
|--------------------|---|--|
| 1/2                | 0.633 (16.08)                                     | 0.500 (12.70)                          |
| 3/4                | 0.884 (22.45)                                     | 0.700 (17.78)                          |
| 1                  | 1.135 (28.83)                                     | 0.900 (22.86)                          |
| 1 1/4              | 1.386 (35.20)                                     | 1.100 (27.94)                          |
| 1 1/2              | 1.640 (41.66)                                     | 1.300 (33.02)                          |
| 2                  | 2.141 (54.38)                                     | 1.700 (43.18)                          |



**Coupling**

S x S

CTS PART NO. 2100

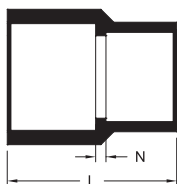


| Size  | UPC#<br>611942- | L       | N   | Approx.<br>Wt. (Lbs) |
|-------|-----------------|---------|-----|----------------------|
| 1/2   | 04994           | 1 1/8   | 1/8 | 0.016                |
| 3/4   | 05154           | 1 1/2   | 1/8 | 0.027                |
| 1     | 05155           | 1 15/16 | 1/8 | 0.050                |
| 1 1/4 | 05156           | 2 11/32 | 1/8 | 0.085                |
| 1 1/2 | 05157           | 2 11/16 | 1/8 | 0.134                |
| 2     | 05158           | 3 17/32 | 1/8 | 0.300                |

**Coupling**

S x S

CTS PART NO. 2100



| Size         | UPC#<br>611942- | L       | N    | Approx.<br>Wt. (Lbs) |
|--------------|-----------------|---------|------|----------------------|
| 3/4 X 1/2    | 05159           | 1 13/32 | 3/16 | 0.02                 |
| 1 X 3/4      | 05160           | 1 13/16 | 3/16 | 0.04                 |
| 1 1/4 X 1(A) | 09942           | 2 1/2   | 9/16 | 0.12                 |

(A) Assembled

### Transition Coupling

S x S

CTS PART NO. 2100I

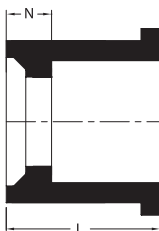


| Size          | UPC#<br>611942- | L              | N              | Approx.<br>Wt. (Lbs) |
|---------------|-----------------|----------------|----------------|----------------------|
| $\frac{3}{4}$ | 04996           | $1\frac{5}{8}$ | $\frac{3}{16}$ | 0.50                 |
| 1             | 05175           | $2\frac{1}{8}$ | $\frac{1}{8}$  | 0.07                 |

### Reducer Bushing

SPG x S

CTS PART NO. 2107



| Size                               | UPC#<br>611942- | L                | N               | Approx.<br>Wt. (Lbs) |
|------------------------------------|-----------------|------------------|-----------------|----------------------|
| $\frac{3}{4} \times 1\frac{1}{2}$  | 04998           | $\frac{27}{32}$  | $\frac{11}{32}$ | 0.010                |
| $1 \times 1\frac{1}{2}$            | 05177           | $1\frac{1}{32}$  | $\frac{17}{32}$ | 0.030                |
| $1 \times \frac{3}{4}$             | 05178           | $1\frac{1}{32}$  | $\frac{5}{16}$  | 0.020                |
| $1\frac{1}{4} \times 1\frac{1}{2}$ | 05179           | $1\frac{1}{4}$   | $\frac{3}{4}$   | 0.050                |
| $1\frac{1}{4} \times \frac{3}{4}$  | 05180           | $1\frac{7}{32}$  | $\frac{1}{2}$   | 0.060                |
| $1\frac{1}{4} \times 1$            | 05181           | $1\frac{1}{4}$   | $\frac{11}{32}$ | 0.040                |
| $1\frac{1}{2} \times 1\frac{1}{2}$ | 05182           | $1\frac{7}{16}$  | $\frac{15}{16}$ | 0.080                |
| $1\frac{1}{2} \times \frac{3}{4}$  | 05183           | $1\frac{7}{16}$  | $\frac{23}{32}$ | 0.080                |
| $1\frac{1}{2} \times 1$            | 05184           | $1\frac{7}{16}$  | $\frac{17}{32}$ | 0.083                |
| $1\frac{1}{2} \times 1\frac{1}{4}$ | 05185           | $1\frac{7}{16}$  | $\frac{5}{16}$  | 0.050                |
| $2 \times 1\frac{1}{2}$            | 05186           | $1\frac{13}{16}$ | $\frac{15}{16}$ | 0.170                |
| $2 \times \frac{3}{4}$             | 05187           | $1\frac{13}{16}$ | $\frac{13}{32}$ | 0.170                |
| $2 \times 1$                       | 05188           | $1\frac{13}{16}$ | $\frac{7}{16}$  | 0.180                |
| $2 \times 1\frac{1}{4}$            | 05189           | $1\frac{13}{16}$ | $\frac{11}{16}$ | 0.160                |
| $2 \times 1\frac{1}{2}$            | 05190           | $1\frac{13}{16}$ | $\frac{1}{2}$   | 0.150                |

**Transition Bushing**

IPS SPG X CTS S

CTS PART NO. 21071

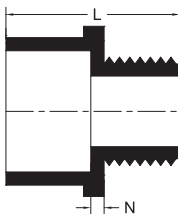


| Size  | UPC#<br>611942- | L      | N      | Approx.<br>Wt. (Lbs) |
|-------|-----------------|--------|--------|----------------------|
| 1/2   | 04999           | 1 1/32 | 1 7/32 | 0.01                 |
| 3/4   | 05191           | 1 1/8  | 1 3/32 | 0.02                 |
| 1     | 05192           | 1 9/32 | 3/8    | 0.03                 |
| 1 1/4 | 05193           | 1 3/8  | 1 1/32 | 0.06                 |
| 1 1/2 | 05194           | 1 1/2  | 3/16   | 0.07                 |
| 2     | 05195           | 1 7/8  | 5/32   | 0.10                 |

**Male Adapter**

S x MPT

CTS PART NO. 2109\*\*



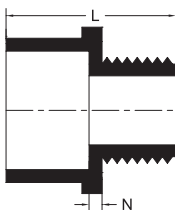
| Size  | UPC#<br>611942- | L       | N    | Approx.<br>Wt. (Lbs) |
|-------|-----------------|---------|------|----------------------|
| 1/2   | 05000           | 1 5/16  | 1/8  | 0.02                 |
| 3/4   | 05196           | 1 5/8   | 3/32 | 0.04                 |
| 1     | 05197           | 1 31/32 | 1/8  | 0.07                 |
| 1 1/4 | 05198           | 2 15/32 | 1/4  | 0.12                 |
| 1 1/2 | 05199           | 2 7/8   | 9/32 | 0.18                 |
| 2     | 05200           | 3 5/8   | 7/32 | 0.34                 |

\*\* For cold water applications only. Does not conform to the requirements of ASTM D 2846.

### Reducing Male Adapter

S x MPT

CTS PART NO. 2110\*\*

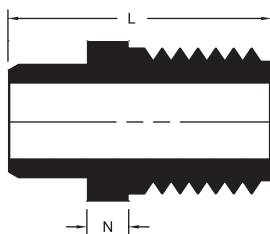


| Size      | UPC#<br>611942- | L     | N    | Approx.<br>Wt. (Lbs) |
|-----------|-----------------|-------|------|----------------------|
| 3/4 X 1/2 | 05252           | 1 3/4 | 5/32 | 0.040                |

### Male Adapter, Street

MPT X ALL CPVC-SPIGOT

CTS PART NO. 2111\*\*



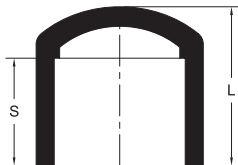
| Size | UPC#<br>611942- | L     | N   | Approx.<br>Wt. (Lbs) |
|------|-----------------|-------|-----|----------------------|
| 1/2  | 05001           | 1 5/8 | 1/4 | 0.03                 |

\*\* For cold water applications only. Does not conform to the requirements of ASTM D 2846.

**Cap**

S

CTS PART NO. 2116




| Size  | UPC#<br>611942- | L       | S       | Approx.<br>Wt. (Lbs) |
|-------|-----------------|---------|---------|----------------------|
| 1/2   | 05002           | 3/4     | 1/2     | 0.01                 |
| 3/4   | 05202           | 1       | 23/32   | 0.02                 |
| 1     | 05203           | 1 1/8   | 29/32   | 0.04                 |
| 1 1/4 | 05204           | 1 9/16  | 1 1/8   | 0.06                 |
| 1 1/2 | 05205           | 1 23/32 | 1 5/16  | 0.10                 |
| 2     | 05206           | 2 1/16  | 1 23/32 | 0.21                 |

**90 Degree Elbow**

S x S

CTS PART NO. 2300

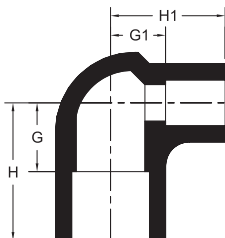


| Size  | UPC#<br>611942- | H       | G      | G1 | H1 | Approx.<br>Wt. (Lbs) |
|-------|-----------------|---------|--------|----|----|----------------------|
| 1/2   | 04982           | 7/8     | 3/8    |    |    | 0.025                |
| 3/4   | 04983           | 1 1/4   | 9/16   |    |    | 0.049                |
| 1     | 04984           | 1 17/32 | 5/8    |    |    | 0.073                |
| 1 1/4 | 05006           | 1 27/32 | 3/4    |    |    | 0.135                |
| 1 1/2 | 05207           | 2 3/16  | 7/8    |    |    | 0.213                |
| 2     | 05208           | 2 27/32 | 1 5/32 |    |    | 0.456                |

**90 Degree Elbow, Reducing**

S x S

CTS PART NO. 2300

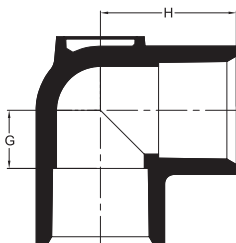


| Size      | UPC#<br>611942- | G     | G1    | H     | H1     | Approx.<br>Wt. (Lbs) |
|-----------|-----------------|-------|-------|-------|--------|----------------------|
| 3/4 X 1/2 | 05209           | 13/32 | 17/32 | 1 1/8 | 1 1/32 | 0.037                |

**Drop Ear Elbow**

All CPVC - S x S

CTS PART NO. 2300D

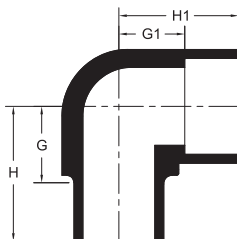


| Size | UPC#<br>611942- | H     | G   | Approx.<br>Wt. (Lbs) |
|------|-----------------|-------|-----|----------------------|
| 1/2  | 05007           | 29/32 | 3/8 | 0.03                 |

### 90 Degree Street Elbow

SPG x S

CTS PART NO. 2304

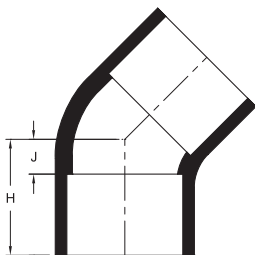


| Size | UPC#<br>611942- | H       | G     | H1      | G1    | Approx.<br>Wt. (Lbs) |
|------|-----------------|---------|-------|---------|-------|----------------------|
| 1/2  | 05011           | 1 1/32  | 17/32 | 7/8     | 3/8   | 0.03                 |
| 3/4  | 04985           | 1 13/32 | 11/16 | 1 17/32 | 13/16 | 0.05                 |
| 1    | 09922           | 1 23/32 | 13/16 | 1 17/32 | 5/8   | 0.08                 |

### 45 Degree Elbow

S x S

CTS PART NO. 2309

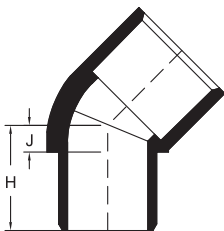


| Size  | UPC#<br>611942- | H       | J     | Approx.<br>Wt. (Lbs) |
|-------|-----------------|---------|-------|----------------------|
| 1/2   | 05012           | 1 1/16  | 3/16  | 0.020                |
| 3/4   | 05228           | 1 5/16  | 1/4   | 0.039                |
| 1     | 05229           | 1 3/16  | 9/32  | 0.059                |
| 1 1/4 | 05230           | 1 7/16  | 11/32 | 0.109                |
| 1 1/2 | 05231           | 1 11/16 | 3/8   | 0.174                |
| 2     | 05232           | 2 3/16  | 1/2   | 0.373                |

**Street Elbow 45 Degree**

SPG x S

CTS PART NO. 2310

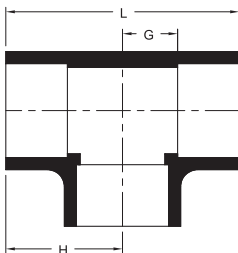


| Size | UPC#<br>611942- | H      | J    | Approx.<br>Wt. (Lbs) |
|------|-----------------|--------|------|----------------------|
| 1/2  | 05013           | 1 1/16 | 3/16 | 0.02                 |
| 3/4  | 05233           | 1 5/16 | 1/4  | 0.03                 |
| 1    | 10652           | 1 7/32 | 5/16 | 0.06                 |

**Tee**

S x S x S

CTS PART NO. 2400



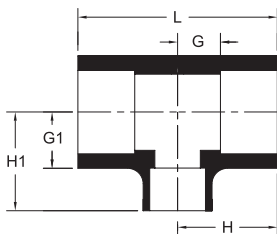
| Size  | UPC#<br>611942- | L       | H       | G     | Approx.<br>Wt. (Lbs) |
|-------|-----------------|---------|---------|-------|----------------------|
| 1/2   | 05014           | 1 13/16 | 29/32   | 13/32 | 0.032                |
| 3/4   | 05238           | 2 7/16  | 1 7/32  | 1/2   | 0.059                |
| 1     | 05239           | 3 1/16  | 1 17/32 | 5/8   | 0.104                |
| 1 1/4 | 05240           | 3 3/4   | 1 7/8   | 25/32 | 0.177                |
| 1 1/2 | 05241           | 4 3/8   | 2 3/16  | 7/8   | 0.286                |
| 2     | 05242           | 5 11/16 | 2 27/32 | 1 1/8 | 0.624                |



**Reducer Tee**

SxSxS

CTS PART NO. 2400

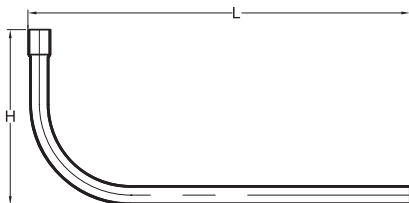


| Size                | UPC#<br>611942- | L       | H       | G      | H1      | G1     | Approx.<br>Wt. (Lbs) |
|---------------------|-----------------|---------|---------|--------|---------|--------|----------------------|
| 1/2 X 1/2 X 3/4     | 10685           | 2 1/16  | 1 1/32  | 1/2    | 1 1/4   | 17/32  | 0.04                 |
| 3/4 X 3/4 X 1/2     | 05243           | 2 7/16  | 1 7/32  | 1/2    | 1 1/32  | 1/2    | 0.05                 |
| 3/4 X 3/4 X 1       | 05019           | 3 3/8   | 1 11/16 | 5/8    | 1 17/32 | 5/8    | 0.15                 |
| 3/4 X 1/2 X 1/2     | 05244           | 2 7/32  | 1 7/32  | 1/2    | 1 1/32  | 1/2    | 0.05                 |
| 3/4 X 1/2 X 3/4     | 05245           | 2 1/4   | 1 7/32  | 1/2    | 1 7/32  | 1/2    | 0.06                 |
| 1 X 1/2 X 1/2       | 05020           | 3 7/32  | 1 17/32 | 5/8    | 1 11/16 | 1 3/16 | 0.17                 |
| 1 X 1/2 X 3/4       | 05021           | 3 7/32  | 1 17/32 | 5/8    | 1 11/16 | 1 3/16 | 0.16                 |
| 1 X 1/2 X 1         | 05022           | 3 7/32  | 1 17/32 | 5/8    | 1 17/32 | 5/8    | 0.13                 |
| 1 X 3/4 X 1/2       | 05023           | 3 7/32  | 1 17/32 | 5/8    | 1 11/16 | 3 1/32 | 0.16                 |
| 1 X 3/4 X 3/4       | 10598           | 2 25/32 | 1 7/16  | 1 7/32 | 1 11/32 | 5/8    | 0.08                 |
| 1 X 3/4 X 1         | 05025           | 2 31/32 | 1 19/32 | 1 1/16 | 1 9/16  | 2 1/32 | 0.11                 |
| 1 X 1 X 1/2         | 10599           | 2 5/8   | 1 5/16  | 1 1/32 | 1 29/32 | 1 7/32 | 0.08                 |
| 1 X 1 X 3/4         | 05469           | 2 15/16 | 1 15/32 | 9/16   | 1 3/8   | 2 1/32 | 0.09                 |
| 1 1/4 X 1 X 1       | 05038           | 3 7/8   | 1 7/8   | 3/4    | 2       | 1 3/32 | 0.15                 |
| 1 1/4 X 1 1/4 X 1/2 | 11262           | 3       | 1 1/2   | 3/8    | 1 9/32  | 3/4    | 0.12                 |
| 1 1/4 X 1 1/4 X 3/4 | 11192           | 3 3/16  | 1 19/32 | 1 5/32 | 1 1/2   | 2 5/32 | 0.13                 |
| 1 1/4 X 1 1/4 X 1   | 11233           | 3 1/2   | 1 3/4   | 5/8    | 1 11/16 | 2 5/32 | 0.15                 |
| 1 1/2 X 1 X 1       | 05056           | 4 1/2   | 2 1/4   | 1 5/16 | 2 11/32 | 1 1/2  | 0.21                 |
| 1 1/2 X 1 1/2 X 1/2 | 11592           | 3 7/8   | 1 15/16 | 5/8    | 1 11/32 | 1 3/16 | 0.21                 |
| 1 1/2 X 1 1/2 X 3/4 | 11232           | 3 7/8   | 1 15/16 | 5/8    | 1 21/32 | 1 5/16 | 0.21                 |
| 1 1/2 X 1 1/2 X 1   | 10686           | 3 7/8   | 1 15/16 | 5/8    | 1 23/32 | 2 5/32 | 0.21                 |
| 2 X 2 X 1/2         | 11234           | 4 3/16  | 2 3/32  | 3/8    | 1 5/8   | 1 3/32 | 0.35                 |
| 2 X 2 X 3/4         | 11235           | 4 7/16  | 2 7/32  | 1/2    | 1 7/8   | 1 5/32 | 0.37                 |
| 2 X 2 X 1           | 10687           | 4 11/16 | 2 11/32 | 5/8    | 1 31/32 | 1 1/16 | 0.41                 |
| 2 X 2 X 1 1/2       | 11236           | 5 3/8   | 2 11/16 | 3 1/32 | 2 7/16  | 1 1/8  | 0.51                 |

**Slab Sweep**

S x SPG

CTS PART NO. 2612

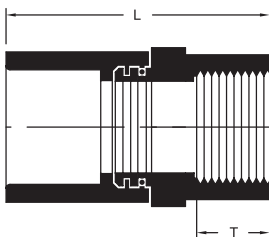


| Size | UPC#<br>611942- | L  | H                              | Approx.<br>Wt. (Lbs) |
|------|-----------------|----|--------------------------------|----------------------|
| 1/2  | 10656           | 29 | 9 <sup>3</sup> / <sub>4</sub>  | 0.25                 |
| 3/4  | 10657           | 29 | 10 <sup>1</sup> / <sub>4</sub> | 0.41                 |

**Low-Lead Female Adapter,  
Brass Threads**

BRASS FPT X CTS HUB

CTS PART NO. 2105L

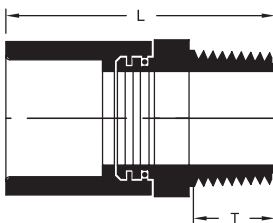


| Size                          | UPC#<br>611942- | L                               | T                              | Approx.<br>Wt. (Lbs) |
|-------------------------------|-----------------|---------------------------------|--------------------------------|----------------------|
| 1/2                           | 11632           | 1 <sup>11</sup> / <sub>16</sub> | 5/8                            | 0.17                 |
| 3/4                           | 11634           | 1 <sup>31</sup> / <sub>32</sub> | 5/8                            | 0.22                 |
| 1                             | 11635           | 2 <sup>9</sup> / <sub>16</sub>  | 5/8                            | 0.48                 |
| 1 <sup>1</sup> / <sub>4</sub> | 12404           | 3 <sup>1</sup> / <sub>16</sub>  | 3/4                            | 0.88                 |
| 1 <sup>1</sup> / <sub>2</sub> | 12405           | 3 <sup>9</sup> / <sub>32</sub>  | 7/8                            | 1.07                 |
| 2                             | 12406           | 3 <sup>11</sup> / <sub>16</sub> | 3 <sup>1</sup> / <sub>32</sub> | 1.48                 |

**Low-Lead Male Adapter,  
 Brass Threads**

BRASS MPT X CTS HUB

CTS PART NO. 2115L

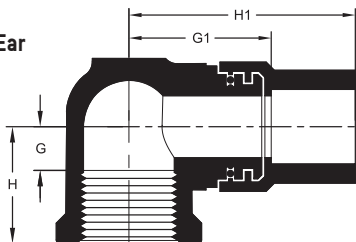


| Size  | UPC#<br>611942- | L                              | T     | Approx.<br>Wt. (Lbs) |
|-------|-----------------|--------------------------------|-------|----------------------|
| 1/2   | 11636           | 1 <sup>7</sup> / <sub>8</sub>  | 1/2   | 0.17                 |
| 3/4   | 11637           | 2 <sup>1</sup> / <sub>8</sub>  | 1/2   | 0.20                 |
| 1     | 11638           | 2 <sup>3</sup> / <sub>4</sub>  | 3/4   | 0.39                 |
| 1 1/4 | 12407           | 3 <sup>3</sup> / <sub>16</sub> | 25/32 | 0.83                 |
| 1 1/2 | 12408           | 3 1/2                          | 13/16 | 1.12                 |
| 2     | 12409           | 4 <sup>1</sup> / <sub>32</sub> | 13/16 | 1.85                 |

**Low-Lead CPVC/Brass Drop Ear  
 Elbow 90 Degree**

BRASS FPT X CPVC HUB

CTS PART NO. 2302L



| Size | UPC#<br>611942- | H     | H1    | G     | G1     | Approx.<br>Wt. (Lbs) |
|------|-----------------|-------|-------|-------|--------|----------------------|
| 1/2  | 11640           | 29/32 | 1 3/4 | 13/32 | 1 7/32 | 0.28                 |

**This is to certify that all Plastic Pipe and Fittings manufactured by Charlotte Pipe and Foundry Company are manufactured in the United States and conform to the following standards:**

**PVC SCH. 40 SOLID WALL PIPE**

ASTM D 1784, ASTM D 1785, ASTM D 2665

FHA UM 79a

FEDERAL SPECIFICATION L-P-320a

NSF STANDARD NO. 14 AND 61

**PVC SCH. 40 DWV CELLULAR CORE PIPE**

ASTM D 4396, ASTM F 891

NSF STANDARD NO. 14

**RePVC® SCH. 40 DWV PIPE**

ASTM D 4396, ASTM F 1760

NSF STANDARD NO. 14

**PVC SCH. 40 DWV FITTINGS**

ASTM D 1784, ASTM D 2665, ASTM D 3311, ASTM F 1866

FHA UM 79a

FEDERAL SPECIFICATION L-P-320a

NSF STANDARD NO. 14

**PVC SDR-21 AND SDR-26 PRESSURE PIPE**

ASTM D 1784, ASTM D 2241

NSF STANDARD NO. 14 AND 61

**PVC SCH. 40 PRESSURE FITTINGS**

ASTM D 1784, ASTM D 2466

NSF STANDARD NO. 14 AND 61

**PVC SCH. 40 WELL CASING PIPE**

ASTM D 1784, ASTM F 480

NSF STANDARD NO. 14 AND 61

**PVC SCH. 80 PIPE**

ASTM D 1784, ASTM D 1785, PVC 1120

NSF STANDARD NO. 14 AND 61

**PVC SCH. 80 FITTINGS**

ASTM D 1784, ASTM D 2467, ASTM D 2464, ASTM F 1970

NSF STANDARD NO. 14 AND 61

**PVC SDR 35 SEWER MAIN PIPE**

ASTM D 1784, ASTM D 3034 SDR 35  
ASTM D 3212, ASTM F 477

**PVC SEWER AND DRAIN PIPE**

ASTM D 1784, ASTM D 2729

**PVC THIN WALL PIPE & FITTINGS**

ASTM D 1784, ASTM D 2949  
NSF STANDARD NO. 14

**CPVC FLOWGUARD GOLD® CTS PIPE & FITTINGS**

ASTM D 1784, ASTM D 2846  
FHA UM-61a  
NSF STANDARD NO. 14. AND 61  
CSA LISTED ON SPECIFIED ITEMS

**CPVC REUZE® CTS PIPE**

ASTM D 1784, ASTM D 2846  
NSF STANDARD NO. 14.

**CPVC CHEMDRAIN® SCH. 40 PIPE & FITTINGS**

ASTM D 1784, ASTM F 2618  
NSF STANDARD NO. 14

**ABS SCH. 40 DWV CELLULAR CORE PIPE**

ASTM D 3965, ASTM F 628  
NSF STANDARD NO. 14

**ABS PLUS® SCH. 40 DWV CELLULAR CORE PIPE**

ASTM D 3965, ASTM D 4396, ASTM F 1488  
NSF STANDARD NO. 14.

**ABS SCH. 40 DWV FITTINGS**

ASTM D 3965, ASTM D 2661, ASTM D 3311  
FHA UM 79a  
FEDERAL SPECIFICATION L-P-322b  
NSF STANDARD NO. 14



# LIMITED WARRANTY

Charlotte Pipe and Foundry Company® (Charlotte Pipe®) Products are warranted to be free from manufacturing defects and to conform to currently applicable ASTM standards for a period of five (5) years from date of delivery. Buyer's remedy for breach of this warranty is limited to replacement of, or credit for, the defective product. This warranty excludes any expense for removal or reinstallation of any defective product and any other incidental, consequential, or punitive damages. **This limited warranty is the only warranty made by seller and is expressly in lieu of all other warranties, express and implied, including any warranties of merchantability and fitness for a particular purpose.** No statement, conduct or description by Charlotte Pipe or its representative, in addition to or beyond this Limited Warranty, shall constitute a warranty. This Limited Warranty may only be modified in writing signed by an officer of Charlotte Pipe.

This Limited Warranty will not apply if:

- 1) The Products are used for purposes other than their intended purpose as defined by local plumbing and building codes, and the applicable ASTM standard.
- 2) The Products are not installed in good and workmanlike manner consistent with normal industry standards; installed in compliance with the latest instructions published by Charlotte Pipe and good plumbing practices; and installed in conformance with all applicable plumbing, fire and building code requirements.
- 3) This limited warranty does not apply when the products of Charlotte Pipe are used with the products of other manufacturers that do not meet the applicable ASTM or CISPI standards or that are not marked in a manner to indicate the entity that manufactured them.
- 4) The Products fail due to defects or deficiencies in design, engineering, or installation of the piping system of which they are a part.
- 5) The Products have been the subject of modification; misuse; misapplication; improper maintenance or repair; damage caused by the fault or negligence of anyone other than Charlotte Pipe; or any other act or event beyond the control of Charlotte Pipe.
- 6) The Products fail due to the freezing of water in the Products.
- 7) The Products fail due to contact with chemical agents, fire stopping materials, thread sealant, plasticized vinyl products, or other aggressive chemical agents that are not compatible.
- 8) Pipe outlets, sound attenuation systems or other devices are permanently attached to the surface of Charlotte® PVC, ABS or CPVC products with solvent cement or adhesive glue.


Charlotte Pipe products are manufactured to the applicable ASTM or CISPI standard. Charlotte Pipe and Foundry **cannot** accept responsibility for the performance, dimensional accuracy, or compatibility of pipe, fittings, gaskets, or couplings not manufactured or sold by Charlotte Pipe and Foundry.

Any Charlotte Pipe products alleged to be defective **must** be made available to Charlotte Pipe at the following address for verification, inspection and determination of cause:

Charlotte Pipe and Foundry Company  
Attention: Technical Services  
2109 Randolph Road  
Charlotte, North Carolina 28207

**Purchaser must obtain a return materials authorization** and instructions for return shipment to Charlotte Pipe of any product claimed defective or shipped in error. Any Charlotte Pipe product **proved** to be defective in manufacture will be replaced F.O.B. point of original delivery, or credit will be issued, at the discretion of Charlotte Pipe.


4/15/10



## WARNING

**Testing with or use of compressed air or gas in PVC / ABS / CPVC pipe or fittings can result in explosive failures and cause severe injury or death.**

AIR/GAS



- NEVER test with or transport/store compressed air or gas in PVC / ABS / CPVC pipe or fittings.
- NEVER test PVC / ABS / CPVC pipe or fittings with compressed air or gas, or air over water boosters.
- ONLY use PVC / ABS / CPVC pipe or fittings for water or approved chemicals.
- Refer to warnings in PFFA User Bulletin 4-80 and ASTM D 1785.

Charlotte and Charlotte Pipe are registered trademarks of Charlotte Pipe and Foundry Company.

# FlowGuard Gold® CPVC CTS Limited Warranty

Charlotte Pipe and Foundry Company (Charlotte Pipe®) warrants to the original owner of the structure in which its FlowGuard Gold CTS CPVC Pipe and Fittings (the "Products") have been installed, that the Products will be free from manufacturing defects and conform to currently applicable ASTM standards under normal use and service for a period of ten (10) years. Buyer's remedy for breach of this warranty is limited to replacement of, or credit for, the defective product. This warranty excludes any expense for removal or reinstallation of any defective product and any other incidental, consequential, or punitive damages. **This limited warranty is the only warranty made by seller and is expressly in lieu of all other warranties, express and implied, including any warranties of merchantability and fitness for a particular purpose.** No statement, conduct or description by Charlotte Pipe or its representative, in addition to or beyond this Limited Warranty, shall constitute a warranty. This Limited Warranty may only be modified in writing signed by an officer of Charlotte Pipe.

This Limited Warranty will not apply if:

- 1) The Products are used for purposes other than the transmission of domestic water.
- 2) The Products are not installed in good and workmanlike manner consistent with normal industry standards; installed in compliance with the latest instructions published by Charlotte Pipe and good plumbing practices; and installed in conformance with all applicable plumbing, fire and building code requirements.
- 3) This limited warranty does not apply when the products of Charlotte Pipe are used with the products of other manufacturers that do not meet the ASTM standard or that are not marked in a manner to indicate the entity that manufactured them.
- 4) The Products fail due to defects or deficiencies in design, engineering, or installation of the water distribution system of which they are a part.
- 5) The Products have been the subject of modification; misuse; misapplication; improper maintenance or repair; damage caused by the fault or negligence of anyone other than Charlotte Pipe; or any other act or event beyond the control of Charlotte Pipe.
- 6) The Products fail due to the freezing of water in the Products.
- 7) The Products fail due to contact with chemical agents, fire stopping materials, thread sealant, plasticized vinyl products, or other aggressive chemical agents not compatible with CPVC compounds.

Charlotte Pipe products are manufactured to the applicable ASTM standard. Charlotte Pipe and Foundry **cannot** accept responsibility for the performance, dimensional accuracy, or compatibility of pipe, fittings, gaskets, or couplings not manufactured or sold by Charlotte Pipe and Foundry.


Any Charlotte Pipe products alleged to be defective **must** be made available to Charlotte Pipe at the following address for verification, inspection and determination of cause:

Charlotte Pipe and Foundry Company  
Attention: Technical Services  
2109 Randolph Road  
Charlotte, North Carolina 28207

**Purchaser must obtain a return materials authorization** and instructions for return shipment to Charlotte Pipe of any product claimed defective or shipped in error.

Any Charlotte Pipe product **proved** to be defective in manufacture will be replaced F.O.B. point of original delivery, or credit will be issued, at the discretion of Charlotte Pipe.


3/25/10



## WARNING

**Testing with or use of compressed air or gas in PVC / ABS / CPVC pipe or fittings can result in explosive failures and cause severe injury or death.**

**AIR/GAS**



- NEVER test with or transport/store compressed air or gas in PVC / ABS / CPVC pipe or fittings.
- NEVER test PVC / ABS / CPVC pipe or fittings with compressed air or gas, or air over water boosters.
- ONLY use PVC / ABS / CPVC pipe or fittings for water or approved chemicals.
- Refer to warnings in PPFA User Bulletin 4-80 and ASTM D 1785.

Charlotte Pipe is a registered trademark of Charlotte Pipe and Foundry Company.  
FlowGuard Gold is a registered trademark of Lubrizol Corporation.

# CHARLOTTE

PIPE AND FOUNDRY COMPANY

PO BOX 35430

CHARLOTTE

NORTH CAROLINA 28235

PHONE (704) 348-6450

(800) 438-6091

FAX (800) 553-1605

LITERATURE BY FAX (800) 745-9382

[WWW.CHARLOTTEPIPE.COM](http://WWW.CHARLOTTEPIPE.COM)

